




HYGIENE AND CARE PLATFORM<sup>++</sup>

# Advanced hygiene in the beauty sector

Information and tools  
for safe hygiene  
in the workplace

Allowing your employees and customers to feel at ease in a safe environment is essential not only to improve work quality and conditions, but also to promote productivity.

The only way to retain the loyalty of your guests is by offering them a positive experience so that they will be more likely to leave good reviews or spread good word of mouth.



**Welcome  
safety.**

Lucart Professional supports its customers by sharing its expertise in the field of health and safety.

**To this end, it has developed a set of tools and recommendations on how to make hygiene a priority and, in doing so, help ensure the mental and physical well-being of employees and guests.**

# Hygiene as a business partner

The Hygiene and Care Platform combines knowledge, high-quality products and support tools to ensure hygiene and cleanliness in any setting.

**Hygiene and Care Platform:**  
A programme of integrated solutions specifically designed for your workplace.



**USEFUL INFORMATION**  
to reduce the risk of infection in the workplace through appropriate hygiene practices.



**INNOVATIVE TOOLS**  
to raise safety standards and help ensure everyone's health.



**SPECIFIC PRODUCTS**  
to increase the level of hygiene and safety for people.



# Why choose Lucart Professional?

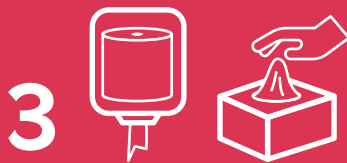
Lucart Professional's experience and innovation for your safety.



**1** **Paper hand towels** are safer than hot air as shown by authoritative international studies.<sup>1 2 3</sup>  
Also recommended by the WHO.



**2** **No touch dispenser** to avoid any contact with surfaces at risk of contamination.



**3** **Dispenser and self-dispensing packs with single dispensing system** to touch only the actual paper used.



**4** **Hand hygiene products** washing with soap and water is always the best choice. When not available, use wipes, gel or liquid with antimicrobial action.

		DEPOSIT OF BACTERIA ON FINGERS <sup>1</sup> Before and after drying	DEPOSIT OF BACTERIA ON SURFACES <sup>2</sup> Compared to handtowel dispensers	AIRBORNE VIRAL PARTICLES <sup>3</sup> Average total particles dispersed at different distances after 15 minutes	
DISPOSABLE HANDTOWELS	▶	-76%	-	15	😊
HOT AIR HAND DRYERS	▶	+194%	2.5 TIMES HIGHER	104	😞
AIR JET HAND DRYER	▶	+42%	1,000 TIMES HIGHER	3.005	😞
		<sup>1</sup> Study by the University of Westminster (Keith Redway) 2008	<sup>2</sup> Study by EUROFINS/INLAB 2012	<sup>3</sup> Study by the University of Westminster (Keith Redway) 2016	

# The more you know, the safer you are

Conscious choices  
can make a difference.



**Providing a few simple written rules** on hygiene and safety procedures makes personnel aware of the importance of the issue.



**Ensure adequate cleanliness** of the tools customers touch and all surfaces used, always using disposable paper.



**It is preferable to use dispensers or self-dispensing packs** instead of loose rolls in order to protect paper from dirt and bacteria.



**It is preferable to use single-dispensing systems** ensuring that guests come in contact only with the paper needed, thus protecting the rest of the product from possible contamination.



## Useful tools

Download and print the PDFs with  
WHO-recommended guidelines.

Good hygiene  
is in your hands.



DOWNLOAD THE PDF

How to wash your hands  
with soap and water.



DOWNLOAD THE PDF

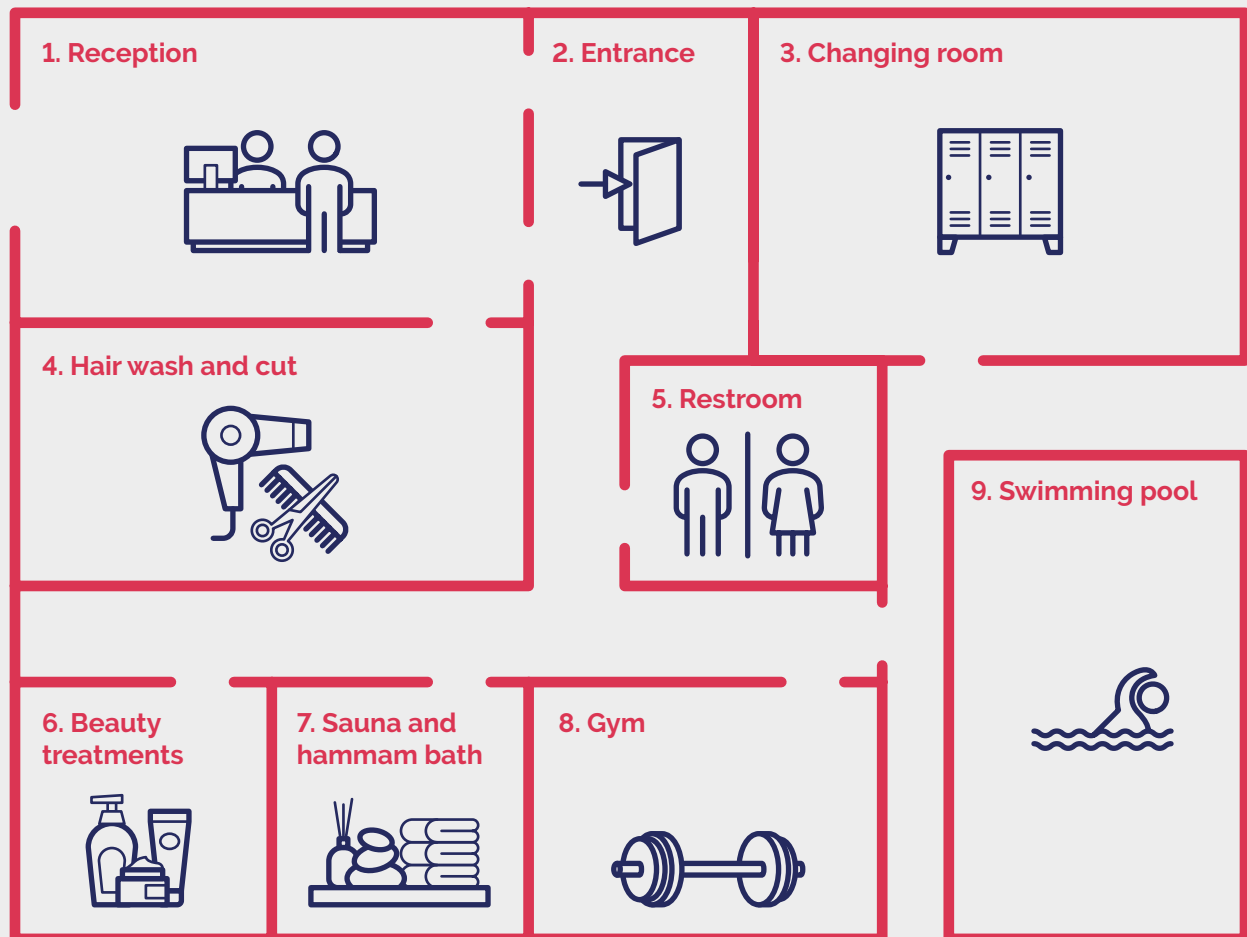
How to scrub your hands  
when there is no soap  
and water available.



DOWNLOAD THE PDF

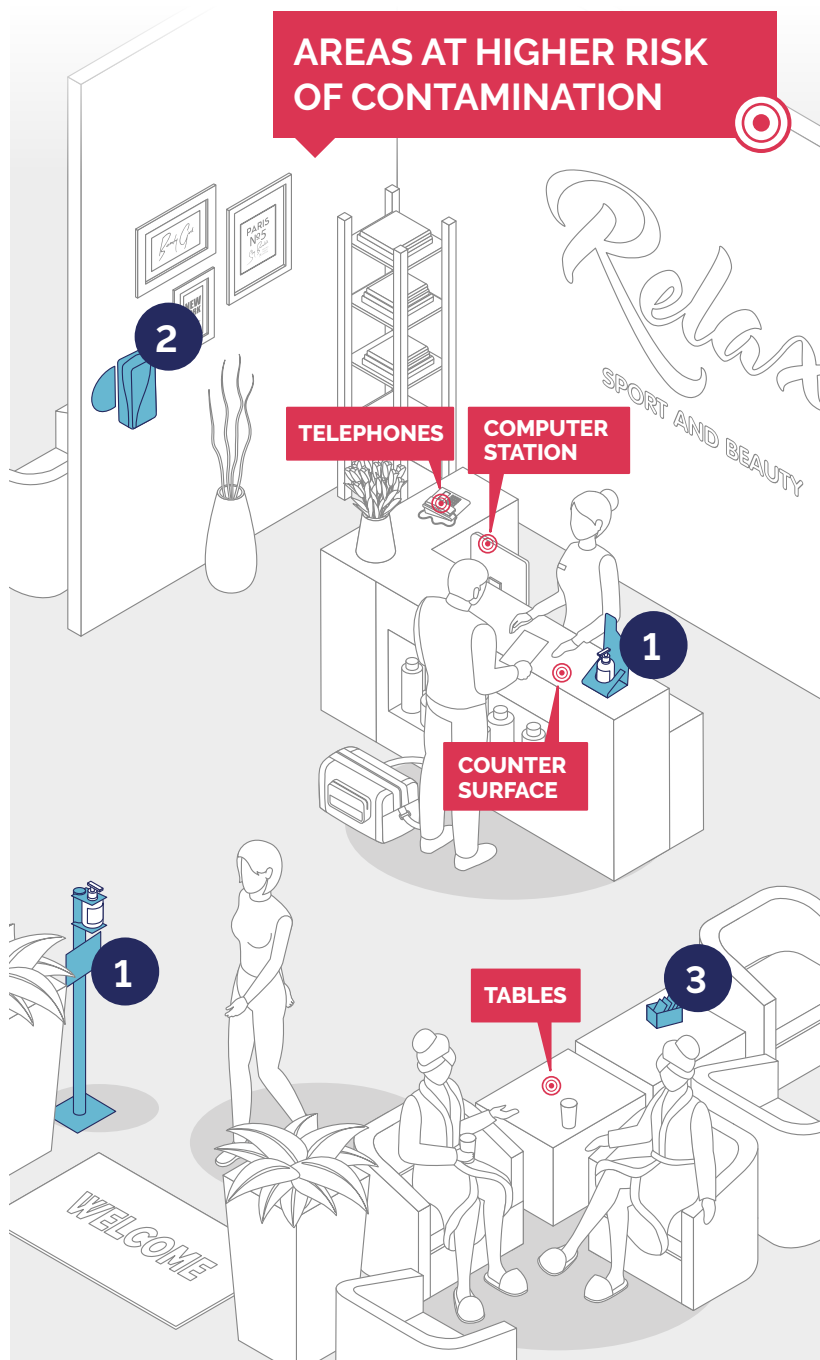
# Map of locations at risk and solutions

The location of your sanitising products is increasingly important for proper hand hygiene. Here are some guiding principles for your business areas.





# 1. Reception



## AREAS AT HIGHER RISK OF CONTAMINATION

## LUCART PROFESSIONAL<sup>++</sup> SOLUTIONS

### 1 HYDROALCOHOLIC GEL CLEANSER

Hand sanitiser gel with antimicrobial active ingredients. Ideal when soap and water are not available.



### 2 NOWATER CLEANER DISPENSER AND REFILL

Liquid hand sanitiser dispenser with antimicrobial additives. Ideal for environments at risk of contamination.



### 3 NOWATER CLEANING TOWEL

Airlaid sanitising wipe soaked in liquid with NoWater Cleaner antimicrobial additives. Ideal away from home.



### 1-2 COMMUNICATION

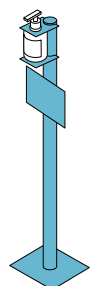
Display stands and communication tools offered by Lucart Professional.



Window decal or Wall sticker

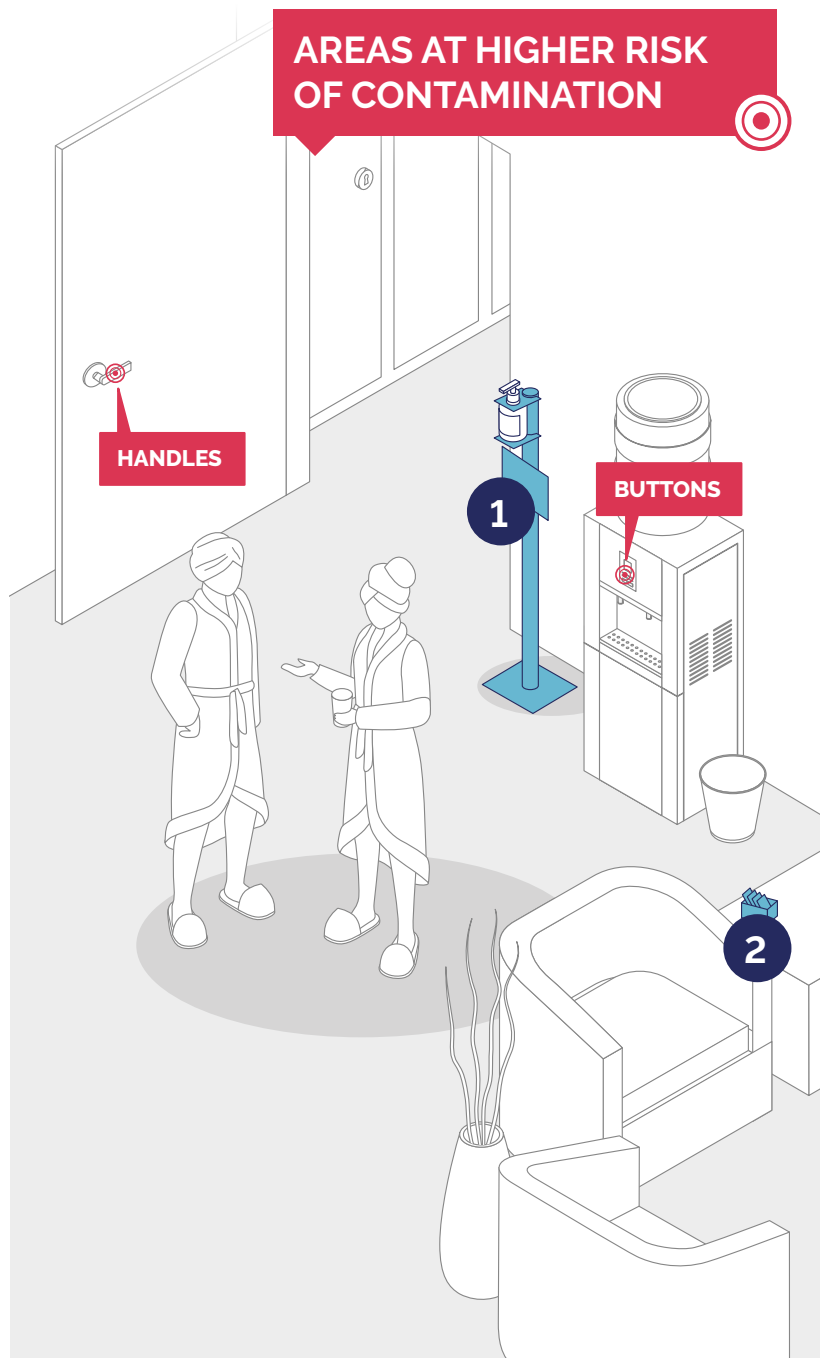
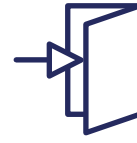


Countertop sanitiser dispenser display stand



Floor-standing sanitiser dispenser display stand

## 2. Entrance



### LUCART PROFESSIONAL<sup>++</sup> SOLUTIONS

#### 1 HYDROALCOHOLIC GEL CLEANSER

Hand sanitiser gel with antimicrobial active ingredients. Ideal when soap and water are not available.



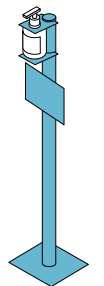
#### 2 NOWATER CLEANING TOWEL

Airlaid sanitising wipe soaked in liquid with NoWater Cleaner antimicrobial additives. Ideal away from home.



#### 1 COMMUNICATION

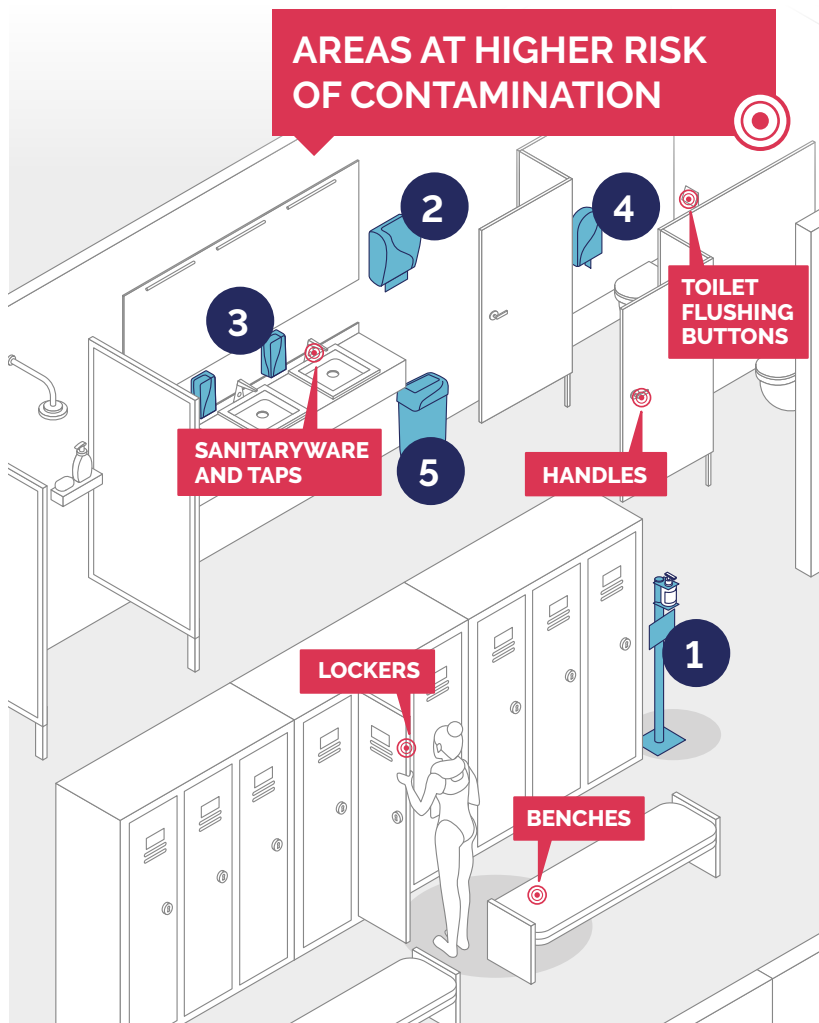
Display stands and communication tools offered by Lucart Professional.



Floor-standing  
sanitiser dispenser  
display stand



### 3. Changing room



#### AREAS AT HIGHER RISK OF CONTAMINATION

#### LUCART PROFESSIONAL<sup>++</sup> SOLUTIONS

##### 1 HYDROALCOHOLIC GEL CLEANSER

Hand sanitiser gel with antimicrobial active ingredients. Ideal when soap and water are not available.



##### 2 IDENTITY AUTOCUT TOWEL

Automatic cut dispenser for hand drying rolls.



##### 3 IDENTITY FOAM OR SPRAY SOAP

Foam dispensing ensuring quality and well-being. Long-lasting spray dispensing.



##### 4 IDENTITY AUTOCUT TOILET

Automatic cut dispenser for Jumbo toilet paper.




##### 5 IDENTITY WASTE BIN

Waste bin with hidden bag.

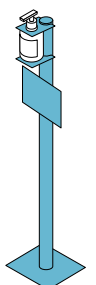


##### 1-2 COMMUNICATION

Display stands and communication tools offered by Lucart Professional.



Dispenser sticker



Floor-standing sanitiser dispenser display stand

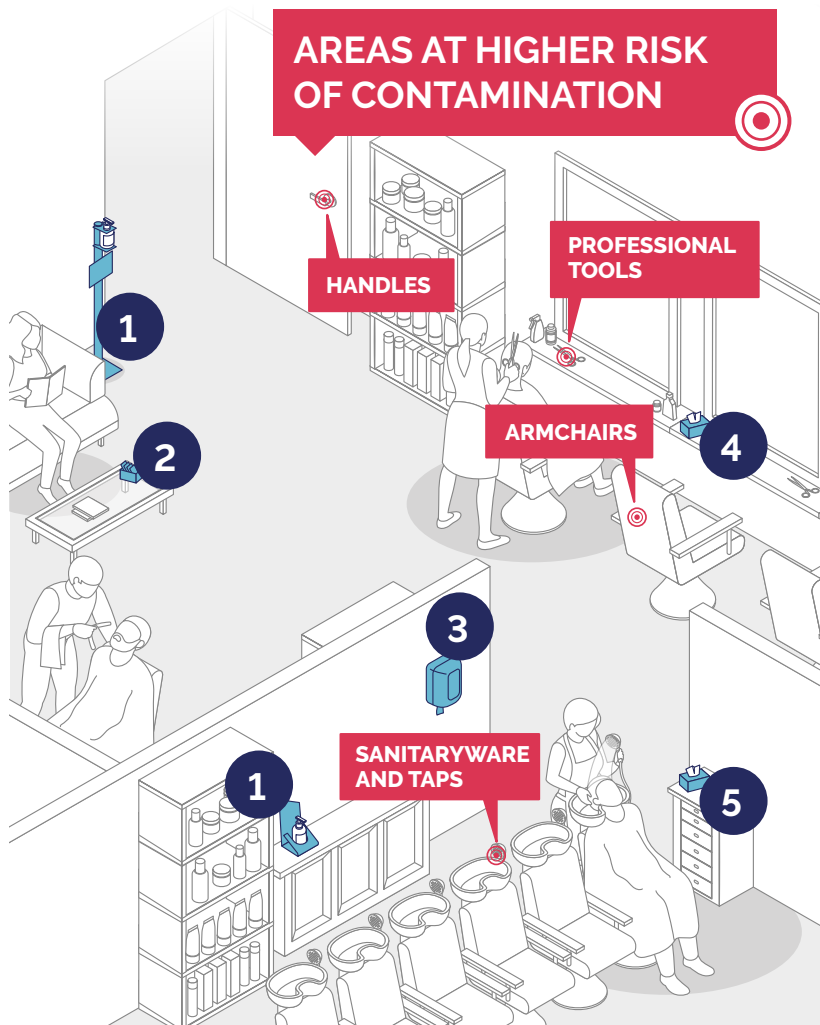
#### A SUSTAINABLE CHOICE



**MAKE A GREEN CHOICE:** with eco-friendly paper made from Fiberpack® and Alpe® dispensers, the raw materials that come from recycled beverage cartons.

[Discover the EcoNatural paper products >](#)

## 4. Hair wash and cut



### AREAS AT HIGHER RISK OF CONTAMINATION

HANDLES

PROFESSIONAL TOOLS

ARMCHAIRS

SANITARYWARE AND TAPS

### A SUSTAINABLE CHOICE



**MAKE A GREEN CHOICE:** with tissue paper made from Fiberpack®, the raw material that comes from recycled beverage cartons.

[Discover the EcoNatural paper products >](#)

### LUCART PROFESSIONAL<sup>++</sup> SOLUTIONS

#### 1 HYDROALCOHOLIC GEL CLEANSER

Hand sanitiser gel with antimicrobial active ingredients. Ideal when soap and water are not available.



#### 2 NOWATER CLEANING TOWEL

Airlaid sanitising wipe soaked in liquid with NoWater Cleaner antimicrobial additives. Ideal away from home.



#### 3 L-ONE MAXI AIRTECH

The single-sheet dispenser for airlaid paper.



#### 4 FACIAL TISSUES

Pure cellulose facial tissues with self-dispensing pack.



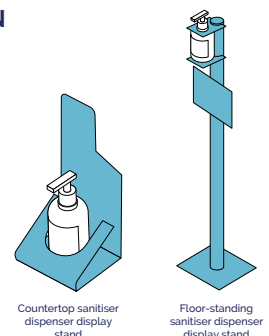
#### 5 AIRTECH FOLDED SALON TOWELS 43x77

Absorbent and resistant airlaid cloths in a soft, self-dispensing pack to pull out one cloth at a time.



#### 1 COMMUNICATION

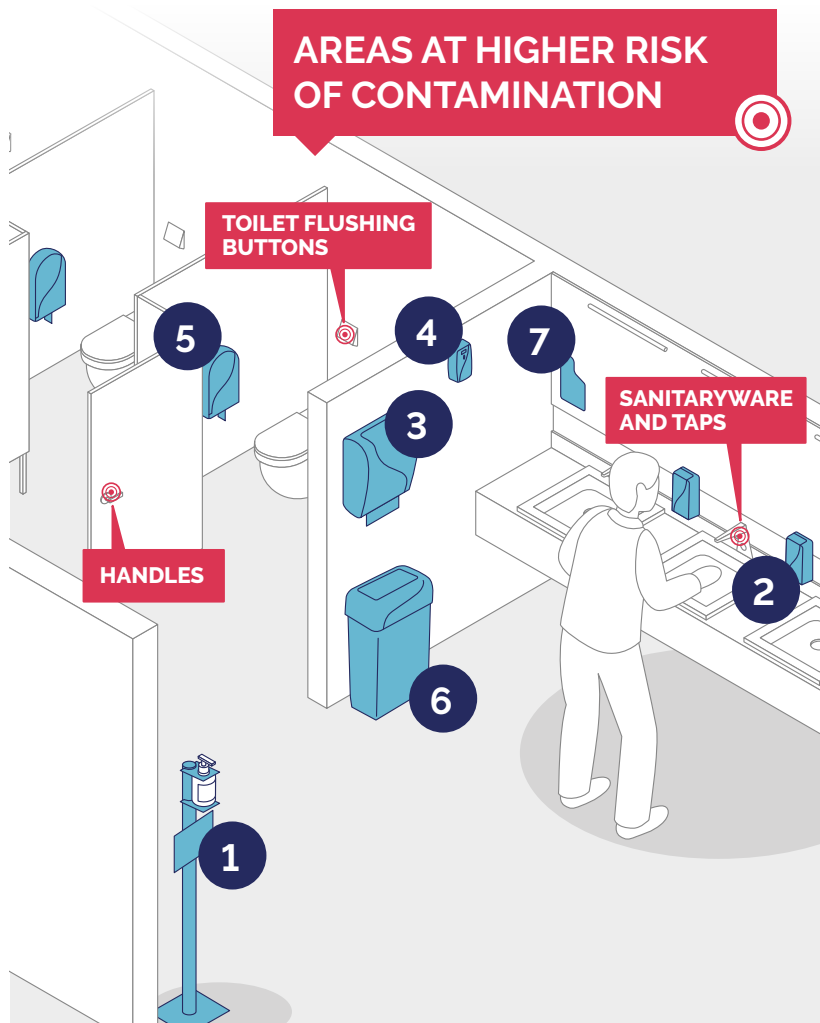
Display stands and communication tools offered by Lucart Professional.



Countertop sanitiser dispenser display stand

Floor-standing sanitiser dispenser display stand

# 5. Restroom



## AREAS AT HIGHER RISK OF CONTAMINATION

TOILET FLUSHING  
BUTTONS

HANDLES

SANITARYWARE  
AND TAPS

## A SUSTAINABLE CHOICE



**MAKE A GREEN CHOICE:**  
with eco-friendly paper made from  
Fiberpack® and Alpe® dispensers,  
the raw materials that come  
from recycled beverage cartons.

[Discover the EcoNatural paper products >](#)

## LUCART PROFESSIONAL<sup>++</sup> SOLUTIONS

### 1 HYDROALCOHOLIC GEL CLEANSER

Hand sanitiser gel with antimicrobial active ingredients. Ideal when soap and water are not available.



### 2 IDENTITY FOAM OR SPRAY SOAP

Foam dispensing ensuring quality and well-being. Long-lasting spray dispensing.



### 3 IDENTITY AUTOCUT TOWEL

Automatic cut dispenser for hand drying rolls.



### 4 IDENTITY AIR FRESHENERS SPRAY

Programmable automatic constant fragrance system.



### 5 IDENTITY AUTOCUT TOILET

Automatic cut dispenser for Jumbo toilet paper.



### 6 IDENTITY WASTE BIN

Waste bin with hidden bag.

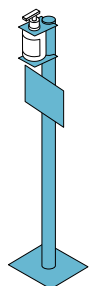


### 1-7 COMMUNICATION

Display stands and communication tools offered by Lucart Professional.

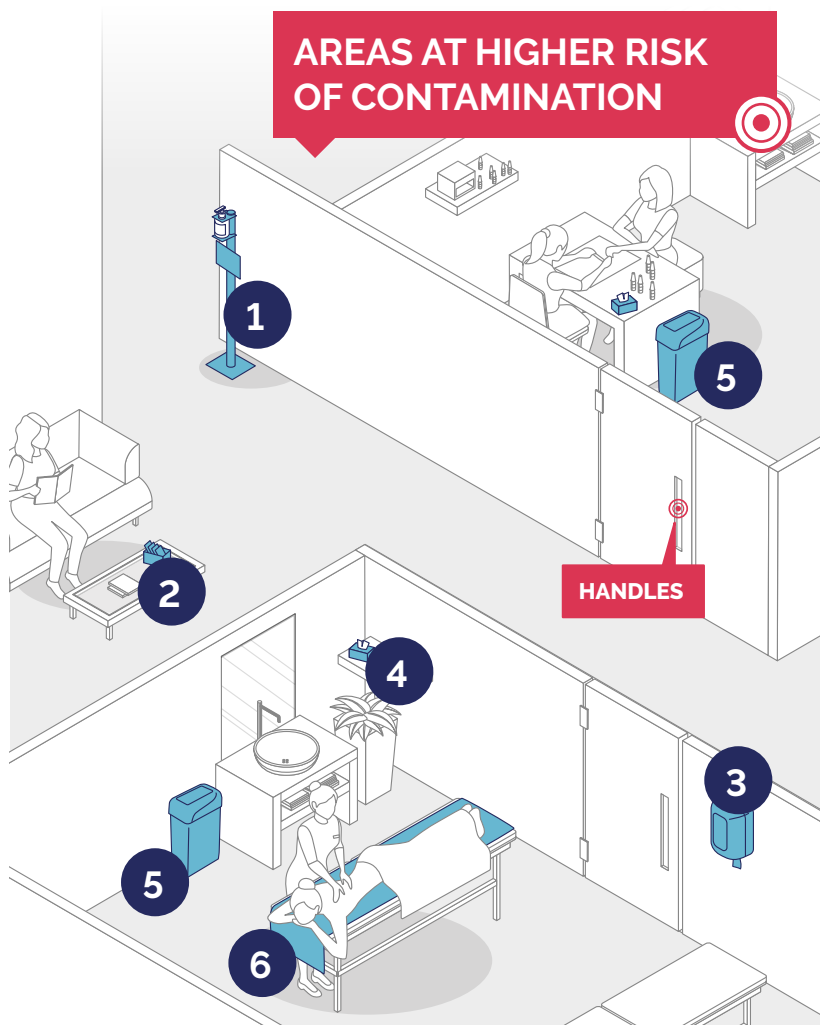


Window decal



Floor-standing  
sanitiser dispenser  
display stand

## 6. Beauty treatments



### A SUSTAINABLE CHOICE



**MAKE A GREEN CHOICE:**  
with couch rolls and tissue paper  
made from Fiberpack®, the raw  
material that comes from recycled  
beverage cartons.

[Discover the EcoNatural paper products >](#)

### LUCART PROFESSIONAL<sup>++</sup> SOLUTIONS

#### 1 HYDROALCOHOLIC GEL CLEANSER

Hand sanitiser gel with antimicrobial active ingredients. Ideal when soap and water are not available.



#### 2 NOWATER CLEANING TOWEL

Airlaid sanitising wipe soaked in liquid with NoWater Cleaner antimicrobial additives. Ideal away from home.



#### 3 L-ONE MAXI AIRTECH

The single-sheet dispenser for airlaid paper.



#### 4 FACIAL TISSUES

Pure cellulose facial tissues with self-dispensing pack.



#### 5 IDENTITY WASTE BIN

Waste bin with hidden bag.



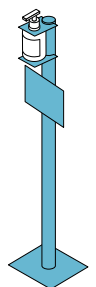
#### 6 MEDICAL SHEETS

Dermatologically tested medical sheets with bacteriostatic lotion.



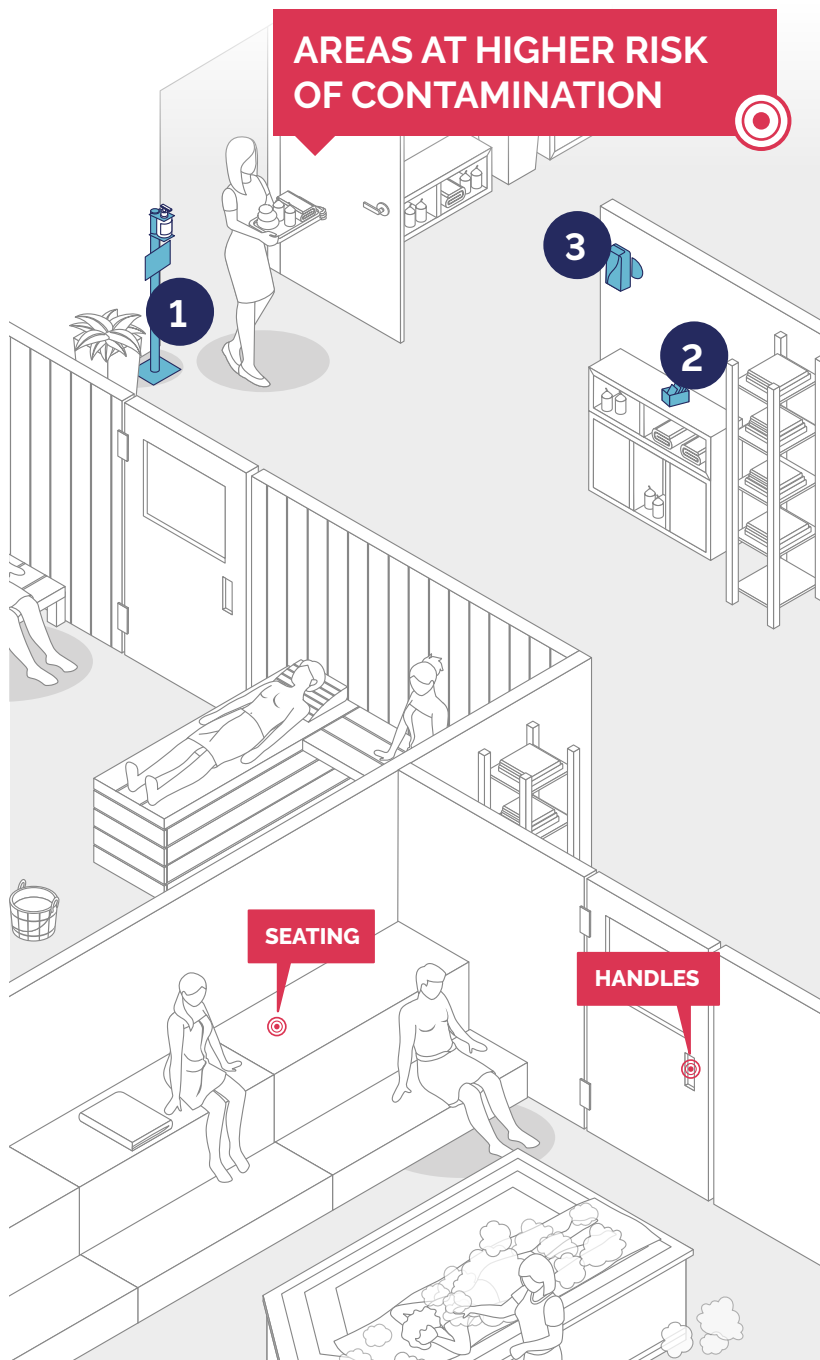
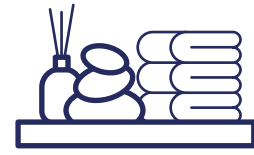
#### 1 COMMUNICATION

Display stands and communication tools offered by Lucart Professional.



Floor-standing  
sanitiser dispenser  
display stand

## 7. Sauna and hammam bath



### LUCART PROFESSIONAL<sup>++</sup> SOLUTIONS

#### 1 HYDROALCOHOLIC GEL CLEANSER

Hand sanitiser gel with antimicrobial active ingredients. Ideal when soap and water are not available.



#### 2 NOWATER CLEANING TOWEL

Airlaid sanitising wipe soaked in liquid with NoWater Cleaner antimicrobial additives. Ideal away from home.



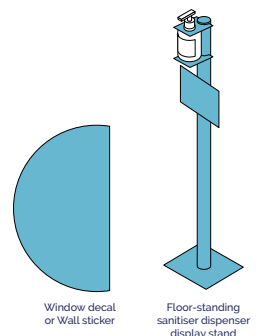
#### 3 NOWATER CLEANER DISPENSER AND REFILL

Liquid hand sanitiser dispenser with antimicrobial additives. Ideal for environments at risk of contamination.

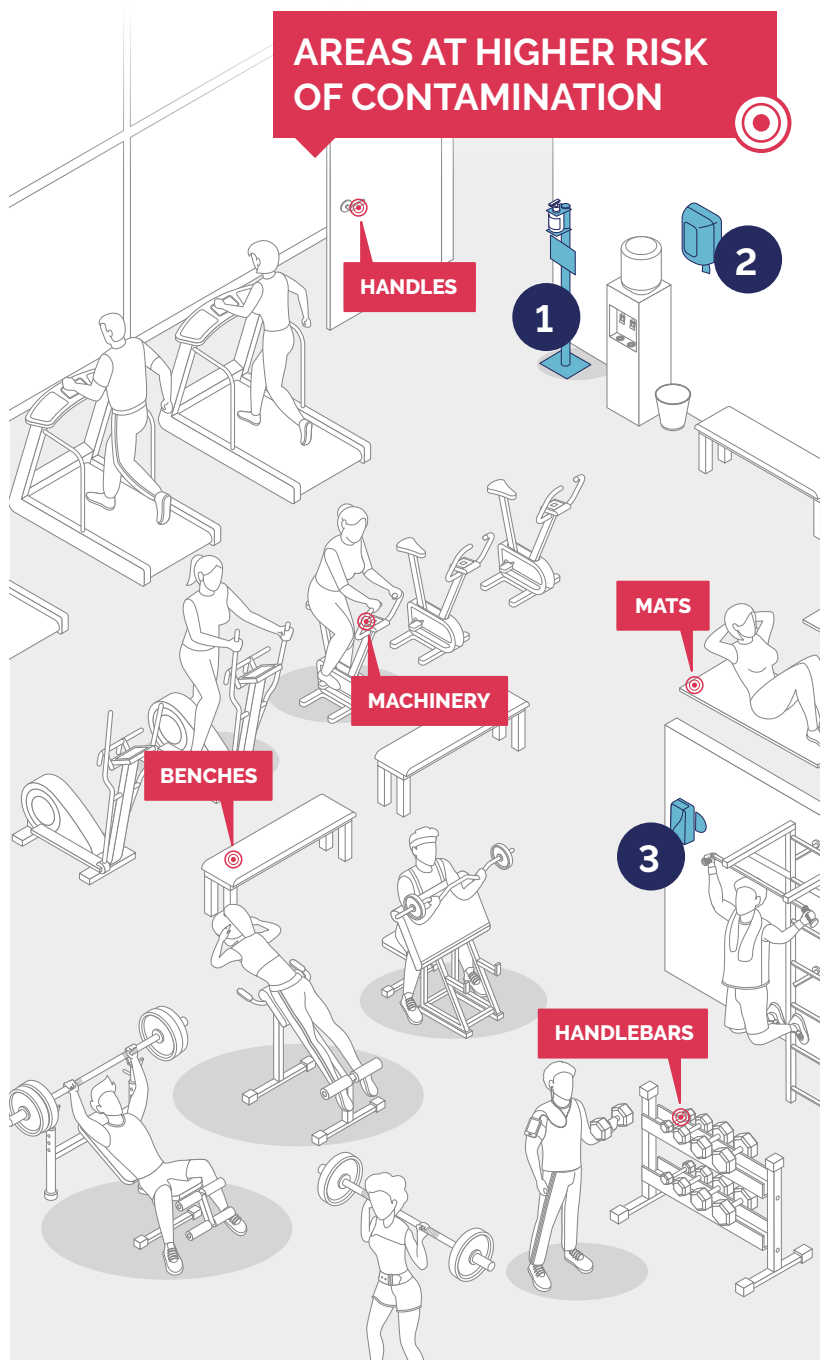
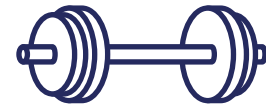


#### 1-3 COMMUNICATION

Display stands and communication tools offered by Lucart Professional.



## 8. Gym



### AREAS AT HIGHER RISK OF CONTAMINATION

### LUCART PROFESSIONAL<sup>++</sup> SOLUTIONS

#### 1 HYDROALCOHOLIC GEL CLEANSER

Hand sanitiser gel with antimicrobial active ingredients. Ideal when soap and water are not available.



#### 2 L-ONE MAXI AIRTECH

The single-sheet dispenser for airtaid paper.



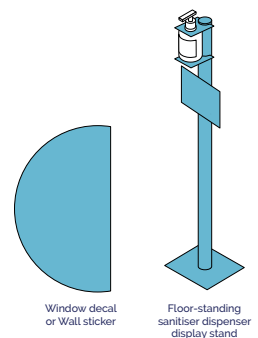
#### 3 NOWATER CLEANER DISPENSER AND REFILL

Liquid hand sanitiser dispenser with antimicrobial additives. Ideal for environments at risk of contamination.



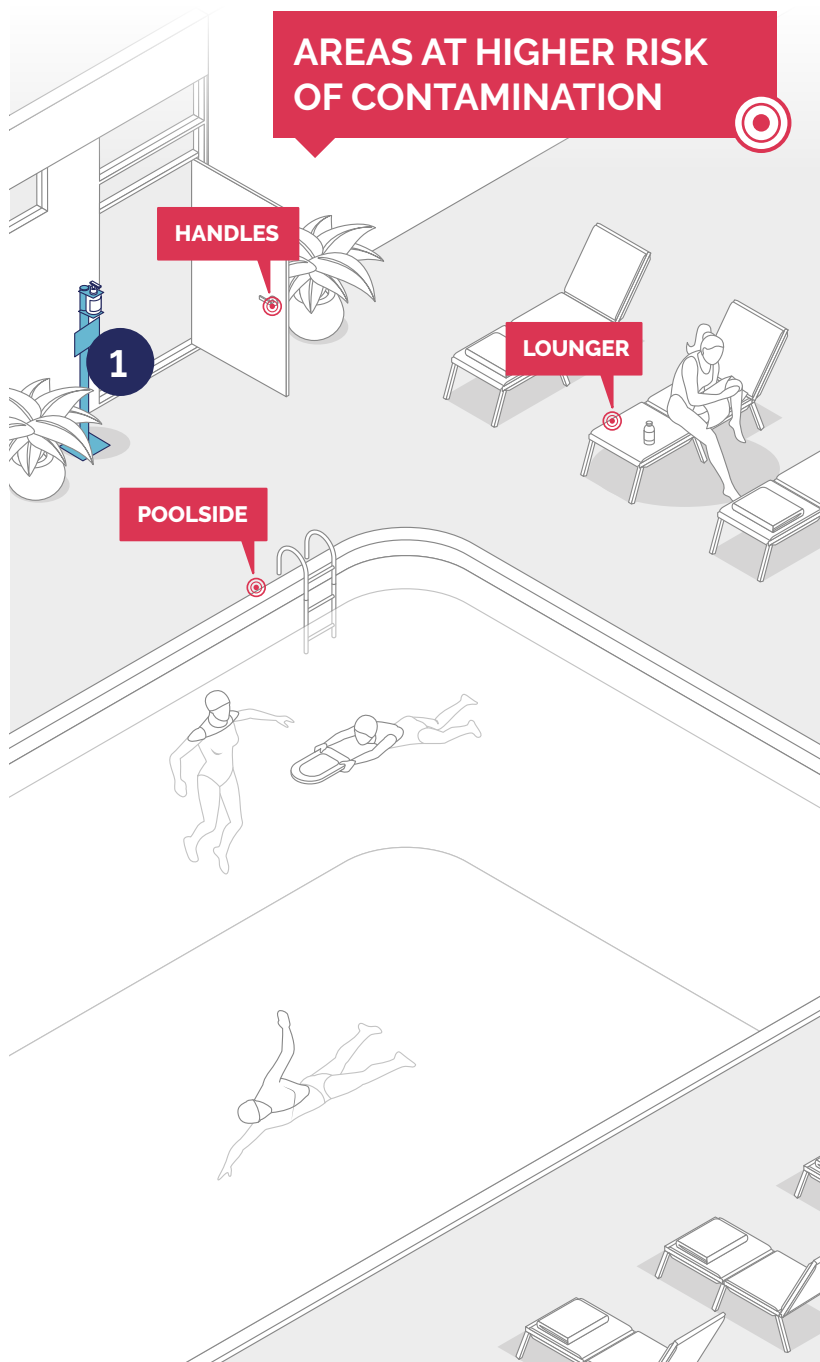
#### 1-3 COMMUNICATION

Display stands and communication tools offered by Lucart Professional.





## 9. Swimming pool



### LUCART PROFESSIONAL<sup>++</sup> SOLUTIONS

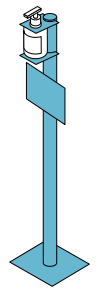
#### 1 HYDROALCOHOLIC GEL CLEANSER

Hand sanitiser gel with antimicrobial active ingredients. Ideal when soap and water are not available.



#### 1 COMMUNICATION

Display stands and communication tools offered by Lucart Professional.



Floor-standing sanitiser dispenser display stand

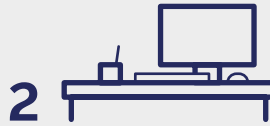
# Good hygiene is in your hands



In line with World Health Organisation recommendations, the employees and operators in the Beauty and Wellness sector must wash their hands with soap and dry them hygienically (disposable wipes):



**1**  
Before entering  
and leaving work



**2**  
At the beginning and at the end  
of the shift and during breaks



**3**  
After using the restroom




**4**  
After eating, drinking  
or smoking



**5**  
After touching rubbish



**6**  
After blowing your nose, sneezing  
or coughing, facing away from  
other people or into your elbow



**7**  
Before putting on gloves or other safety devices  
and after taking them off

Source: Ministry of Health in collaboration  
with the World Health Organisation

# How to wash your hands with soap and water

**1**

First of all, rinse your hands with lukewarm water to remove superficial dirt

**2**

Press to dispense some soap

**3**

Rub the palms of your hands together to create a foam

**4**

Rub the back of one hand against the back of the other hand, then repeat with your other hand

**5**

Rub the palms of your hands together, interlacing your fingers

**6**

Rub your fingertips against the palm of your other hand

**7**

Wash each thumb by clasping and rotating in the palm of the opposite hand

**8**

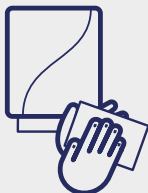
Rub the fingertips of each hand against the palm of the other hand, in small circular motions

**9**

Rinse well under running water

**10**


Don't forget to rinse your wrists

**11**

Dry your hands with a disposable paper hand towel. Make sure you dry in between your fingers

**12**

Use a paper hand towel to close the tap

**13**

Your hands are now dry and safe

# How to scrub your hands when there is no soap and water available

**1**

Pump into the palm of your hand enough sanitiser to cover the entire surface of both your hands and your wrists

**1b****2**

Rub the palms of your hands together

**3**

Rub the palm of one hand against the back of the other, interlacing your fingers

**4**

Rub the palms of your hands together, interlacing your fingers

**5**

Rub the back of your fingers against the palm of the other hand

**6**


Rub each thumb in the opposite palm

**7**

Rub your fingertips against the opposite palm, in a circular motion

**8**

Don't forget your wrists

**9**

Once dry, your hands are safe