




HYGIENE AND CARE PLATFORM⁺⁺

Advanced hygiene in Ho.Re.Ca.

Information and tools
for safe hygiene
in the workplace

Allowing your employees and customers to feel at ease in a safe environment is essential not only to improve work quality and conditions, but also to promote productivity.

The only way to retain loyalty is by offering to your guests a positive experience so that they will be more likely to leave great reviews or spread enthusiastic word of mouth.



Welcome
safety.

Lucart Professional supports its customers by sharing its expertise in the field of health and safety.

To this end, it has developed a set of tools and recommendations on how to make hygiene a priority and, in doing so, help ensure the psychological and physical well-being of employees and consumers.

Hygiene as a business partner

The Hygiene and Care Platform combines knowledge, high-quality products and support tools to ensure hygiene and cleanliness in any setting.

Hygiene and Care Platform:
A programme of integrated solutions specifically designed for your workplace.



USEFUL INFORMATION
to reduce the risk of infection in the workplace through appropriate hygiene practices.



INNOVATIVE TOOLS
to raise safety standards and to help ensure everyone's health.



SPECIFIC PRODUCTS
to increase the level of hygiene and safety for people.

Why choose Lucart Professional?

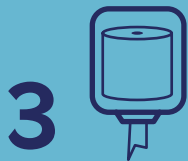
Lucart Professional's experience and innovation for your safety.



1 Paper handtowels
are safer than hot air as shown by authoritative international studies.¹²³
Also recommended by the WHO.



2 No touch dispenser
to avoid any contact with surfaces at risk of contamination.



3 Single dispensing system
to touch only the actual paper used.



4 Hand hygiene products
when soap and water are not available: wipes, gel or liquid with antimicrobial action.

		DEPOSIT OF BACTERIA ON FINGERS ¹ Before and after drying	DEPOSIT OF BACTERIA ON SURFACES ² Compared to handtowel dispensers	AIRBORNE VIRAL PARTICLES ³ Average total particles dispersed at different distances after 15 minutes	
DISPOSABLE HANDTOWELS	▶	-76%	-	15	😊
HOT AIR HAND DRYERS	▶	+194%	2.5 TIMES HIGHER	104	😞
AIR JET HAND DRYER	▶	+42%	1,000 TIMES HIGHER	3,005	😞
		¹ Study by the University of Westminster (Keith Redway) 2008	² Study by EUROFINS/INLAB 2012	³ Study by the University of Westminster (Keith Redway) 2016	

The more you know, the safer you are

Conscious choices
can make a difference.

1



Cleaning rags, sponges and tea towels can become a breeding ground for germs and bacteria that can be transferred to food or hands and must not be used to dry clean hands. It is therefore preferable to use disposable paper, which is more hygienic and safer.

2



Make sure to properly clean worktops and utensils that come in contact with food and other work surfaces.

3



It is preferable to use dispensers instead of loose rolls in order to protect paper from dirt.

4



It is preferable to use single-dispensing systems ensuring that guests come in contact only with the paper needed, thus protecting the rest of the product from cross-contamination (HACCP compliant).



Useful tools

Download and print the PDFs with
WHO-recommended guidelines.

Good hygiene
is in your hands.



DOWNLOAD THE PDF

How to wash your hands
with soap and water.



DOWNLOAD THE PDF

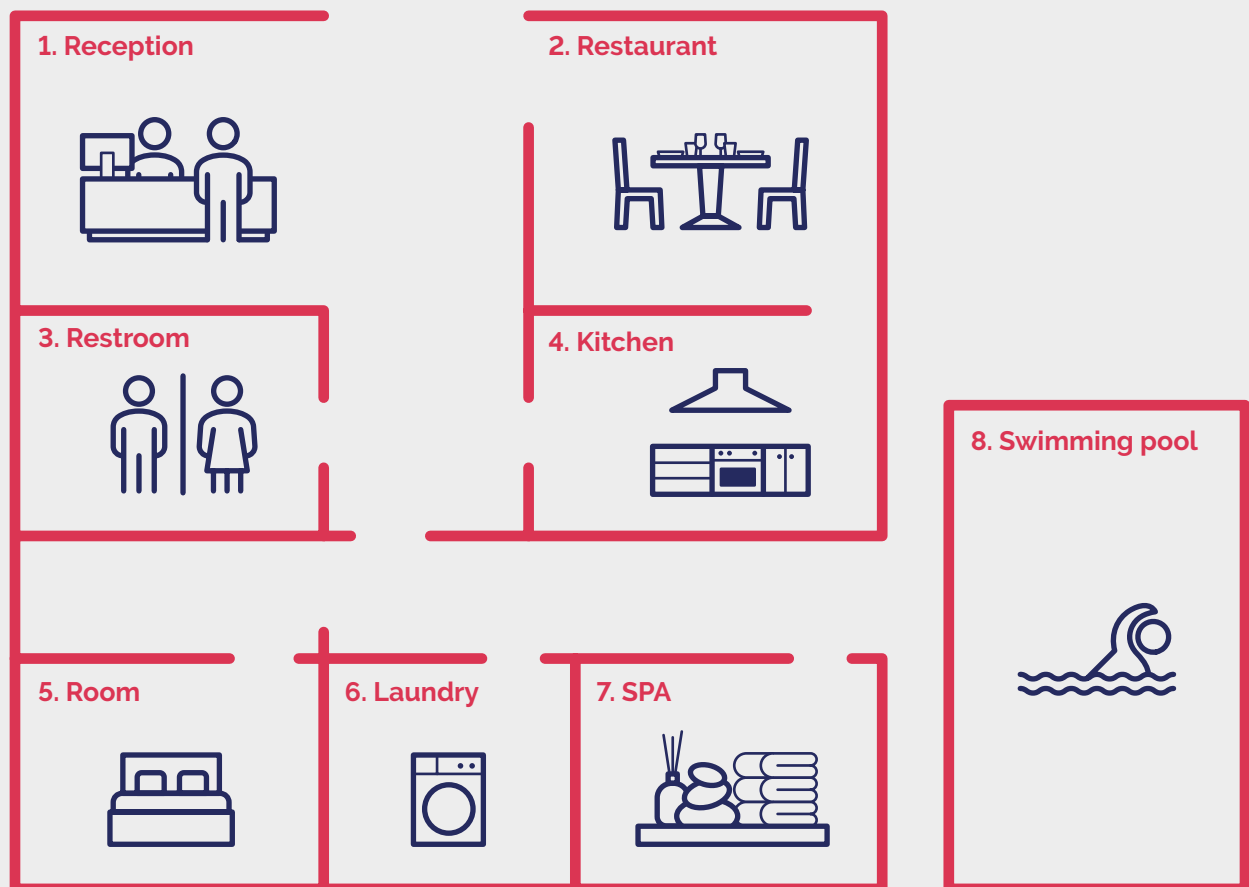
How to scrub your hands when there
is no soap and water available.



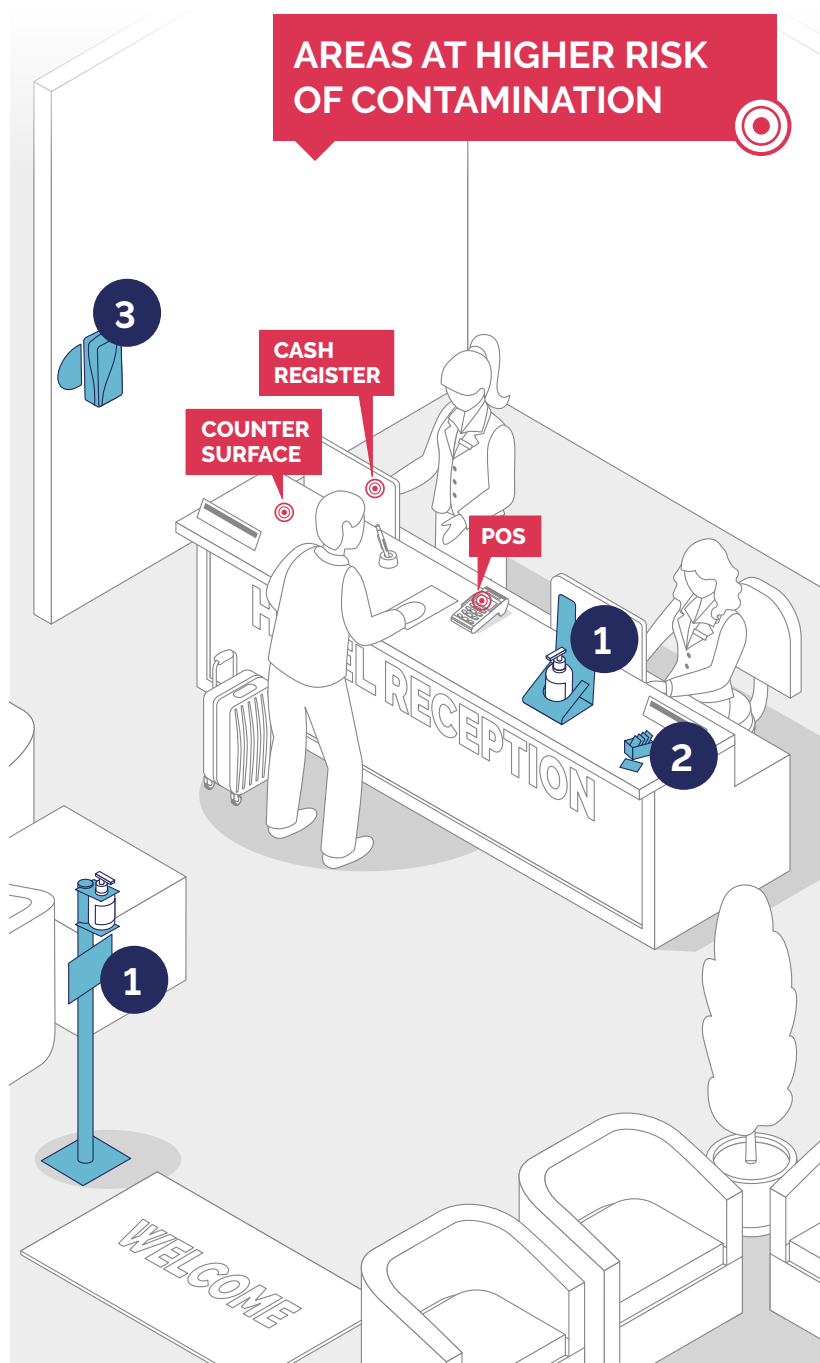
DOWNLOAD THE PDF

Map of locations at risk and solutions

The location of your sanitising products is increasingly important for proper hand hygiene. Here are some guiding principles for your business areas.



1. Reception



LUCART PROFESSIONAL⁺⁺ SOLUTIONS

1 HYDROALCOHOLIC GEL CLEANSER

Hand sanitiser gel with antimicrobial active ingredients. Ideal when soap and water are not available.



2 NOWATER CLEANING TOWEL

Airlaid sanitising wipe soaked in liquid with NoWater Cleaner antimicrobial additives. Ideal away from home.



3 NOWATER CLEANER DISPENSER AND REFILL

Liquid hand sanitiser dispenser with antimicrobial additives. Ideal for environments at risk of contamination.



1-3 COMMUNICATION

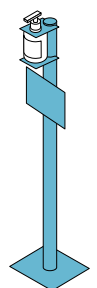
Display stands and communication tools offered by Lucart Professional.



Window decal
or wall sticker

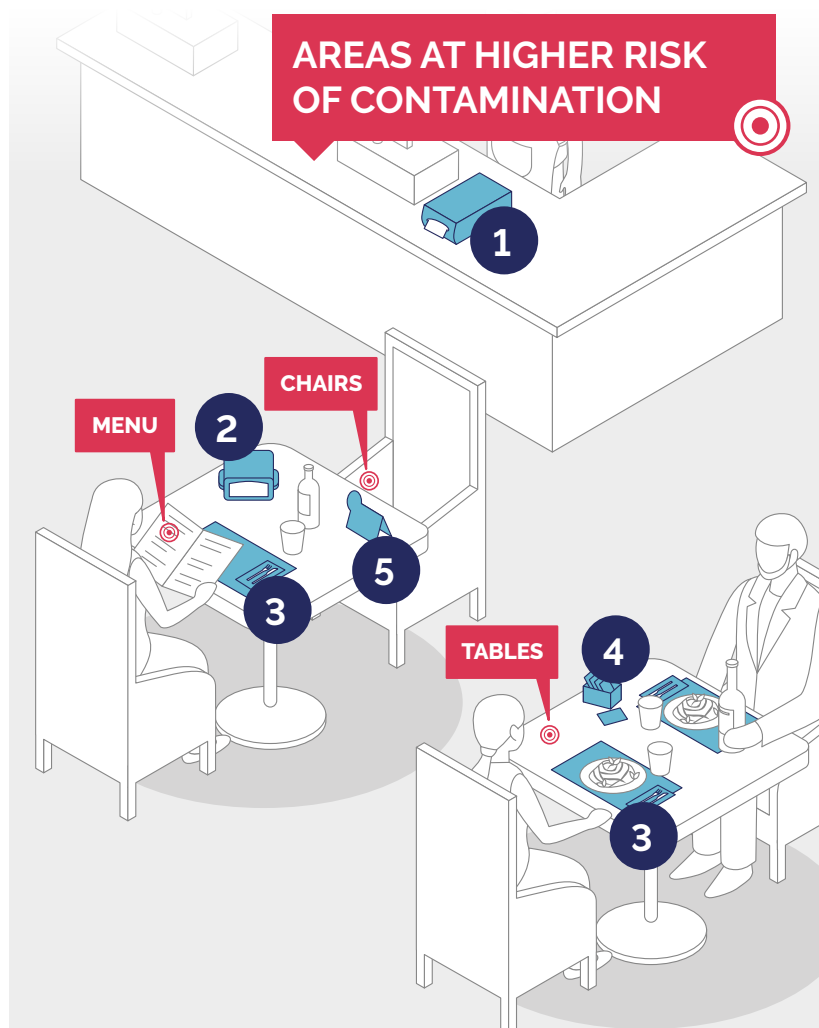


Countertop sanitiser
dispenser display
stand



Floor-standing
sanitiser dispenser
display stand

2. Restaurant



AREAS AT HIGHER RISK OF CONTAMINATION

A SUSTAINABLE CHOICE



MAKE A GREEN CHOICE: all Lucart Professional dispensers can hold eco-friendly paper made from Fiberpack®, the raw material that comes from recycled beverage cartons.


[Discover the EcoNatural paper products >](#)

LUCART PROFESSIONAL⁺⁺ SOLUTIONS

1 L-ONE COUNTER MOD

Stackable interfolded napkin system 16x24, it can be used both horizontally and vertically.

Space for promotional message
ACCESS THE CONFIGURATOR



2 L-ONE TABLETURN

Interfolded napkin system 16x24 with 360 degree rotation.

Space for promotional message
ACCESS THE CONFIGURATOR



3 FATO TABLE COORDINATED PRODUCTS

Tablewear: the disposable Airlaid range that combines the consistency and softness of the fabric to unique decors and colours. For an elegant and exclusive atmosphere.



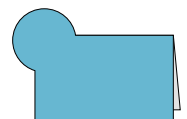
4 NOWATER CLEANING TOWEL

Airlaid sanitising wipe soaked in liquid with NoWater Cleaner antimicrobial additives. Ideal away from home.



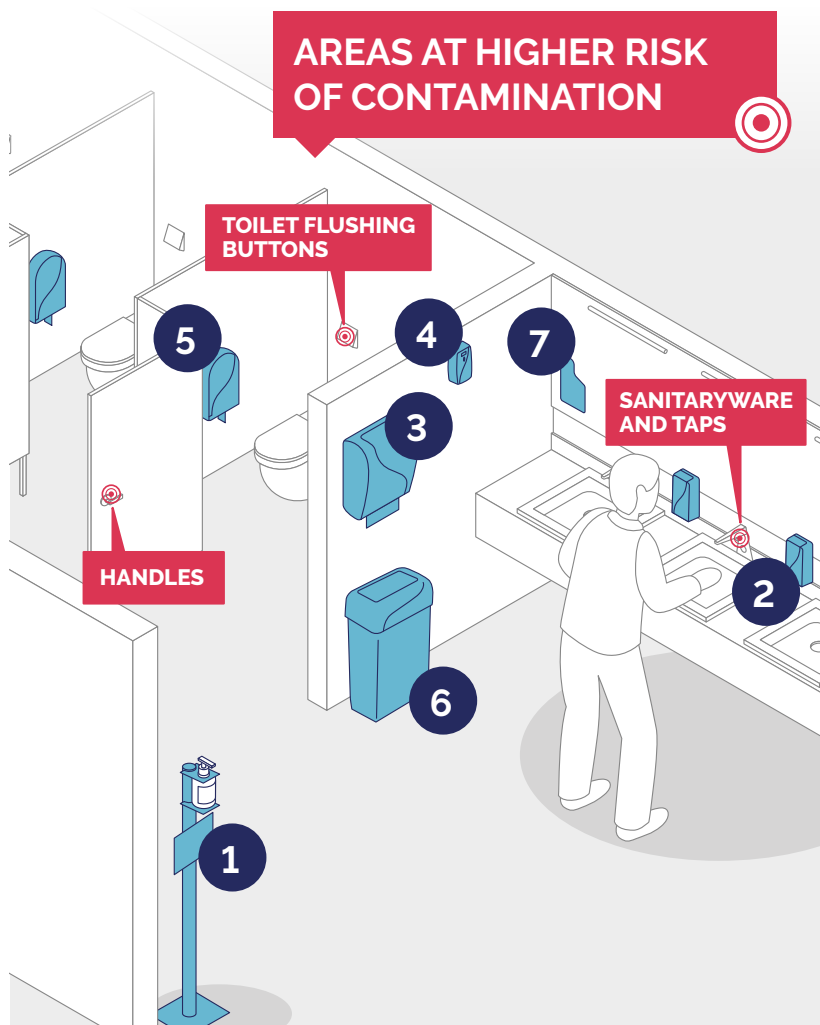
5 COMMUNICATION

Display stands and communication tools offered by Lucart Professional.



Small die-cut
table card

3. Restroom



AREAS AT HIGHER RISK OF CONTAMINATION

TOILET FLUSHING
BUTTONS

HANDLES

SANITARYWARE
AND TAPS

A SUSTAINABLE CHOICE



MAKE A GREEN CHOICE: with eco-friendly paper made from Fiberpack® and Alpe® dispensers, the raw materials that come from recycled beverage cartons.

[Discover the EcoNatural paper products >](#)

LUCART PROFESSIONAL⁺⁺ SOLUTIONS

1 HYDROALCOHOLIC GEL CLEANSER

Hand sanitiser gel with antimicrobial active ingredients. Ideal when soap and water are not available.



2 IDENTITY FOAM OR SPRAY SOAP

Foam dispensing ensuring quality and well-being. Long-lasting spray dispensing.



3 IDENTITY AUTOCUT TOWEL

Automatic cut dispenser for hand drying rolls.



4 IDENTITY AIR FRESHENERS SPRAY

Programmable automatic constant fragrance system.



5 IDENTITY AUTOCUT TOILET

Automatic cut dispenser for Jumbo toilet paper.



6 IDENTITY WASTE BIN

Waste bin with hidden bag.

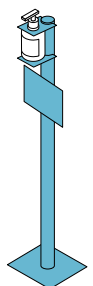


1-7 COMMUNICATION

Display stands and communication tools offered by Lucart Professional.



Window decal

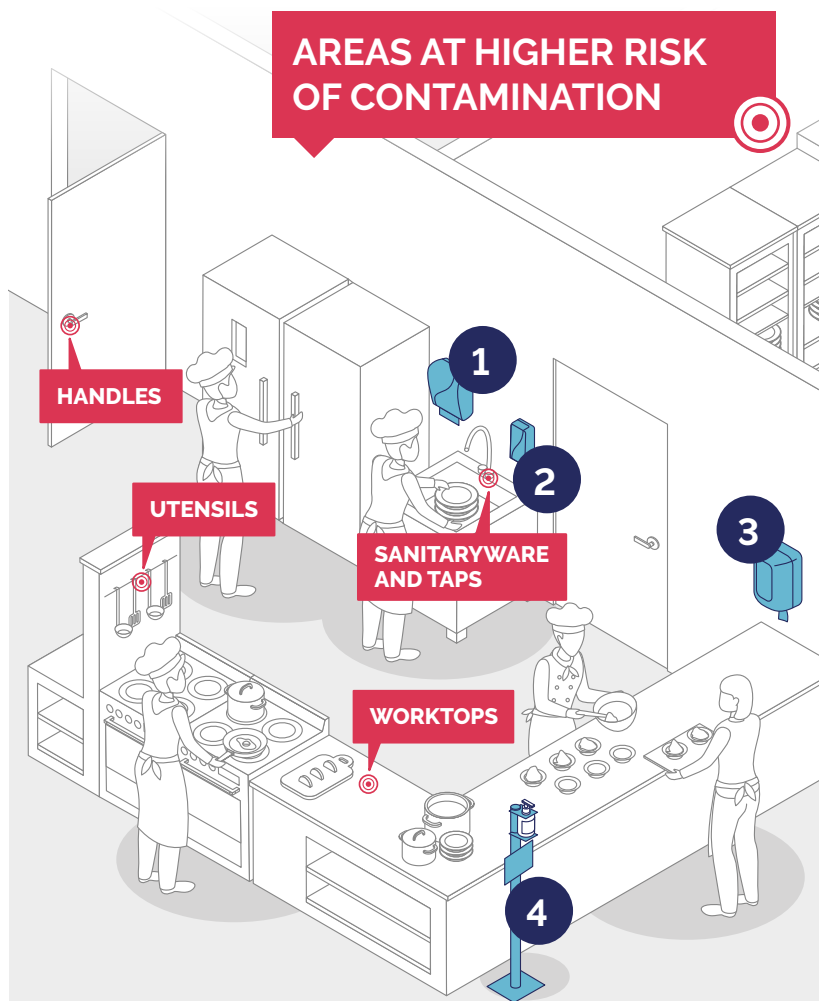


Floor-standing
sanitiser dispenser
display stand

4. Kitchen



AREAS AT HIGHER RISK OF CONTAMINATION



A SUSTAINABLE CHOICE



MAKE A GREEN CHOICE: with eco-friendly paper made from Fiberpack® and Alpe® dispensers, the raw materials that come from recycled beverage cartons.

[Discover the EcoNatural paper products >](#)

LUCART PROFESSIONAL⁺⁺ SOLUTIONS

1 IDENTITY AUTOCUT TOWEL

Automatic cut dispenser for hand drying rolls.



2 IDENTITY FOAM OR SPRAY SOAP

Foam dispensing ensuring quality and well-being. Long-lasting spray dispensing.



3 L-ONE MAXI AIRTECH

The single-sheet dispenser for airlaid paper.



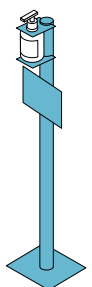
4 HYDROALCOHOLIC GEL CLEANSER

Hand sanitiser gel with antimicrobial active ingredients. Ideal when soap and water are not available.



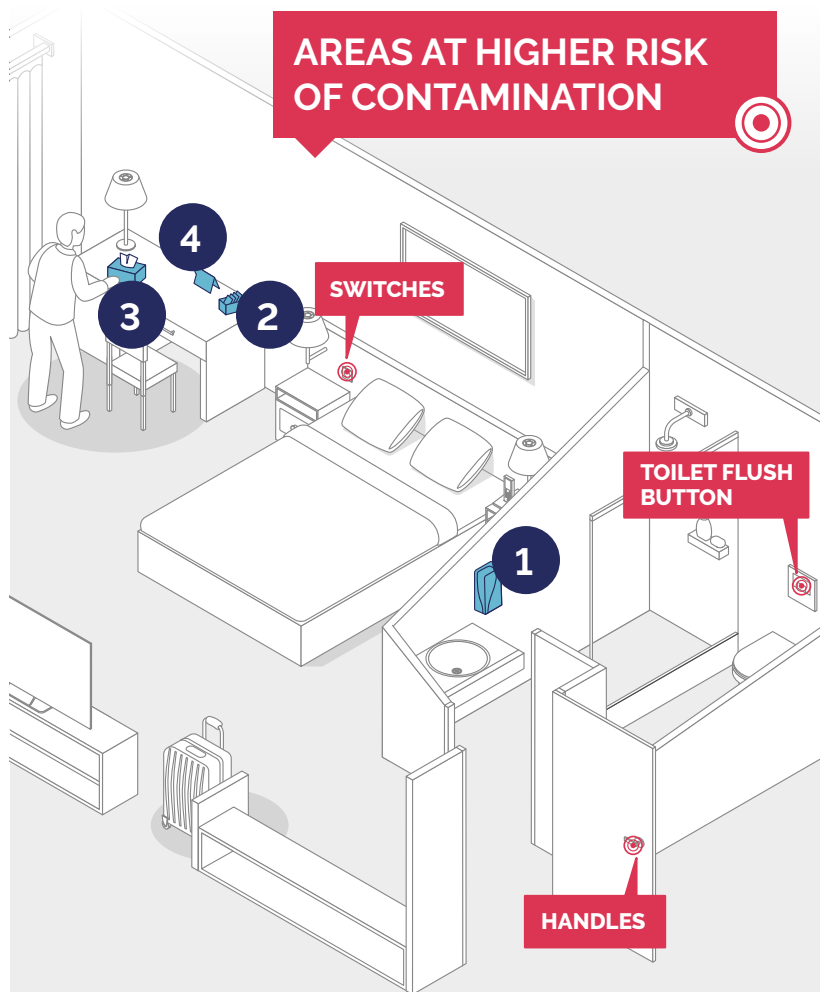
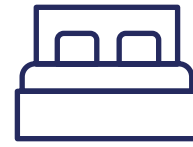
4 COMMUNICATION

Display stands and communication tools offered by Lucart Professional.



Floor-standing sanitiser dispenser display stand

5. Room



AREAS AT HIGHER RISK OF CONTAMINATION

LUCART PROFESSIONAL⁺⁺ SOLUTIONS

1 IDENTITY FOAM SOAP

Foam dispensing ensuring quality and well-being.



2 NOWATER CLEANING TOWEL

Airlaid sanitising wipe soaked in liquid with NoWater Cleaner antimicrobial additives. Ideal away from home.



3 FACIAL TISSUES

Pure cellulose facial tissues with self-dispensing pack.



4 COMMUNICATION

Display stands and communication tools offered by Lucart Professional.



Small die-cut table card

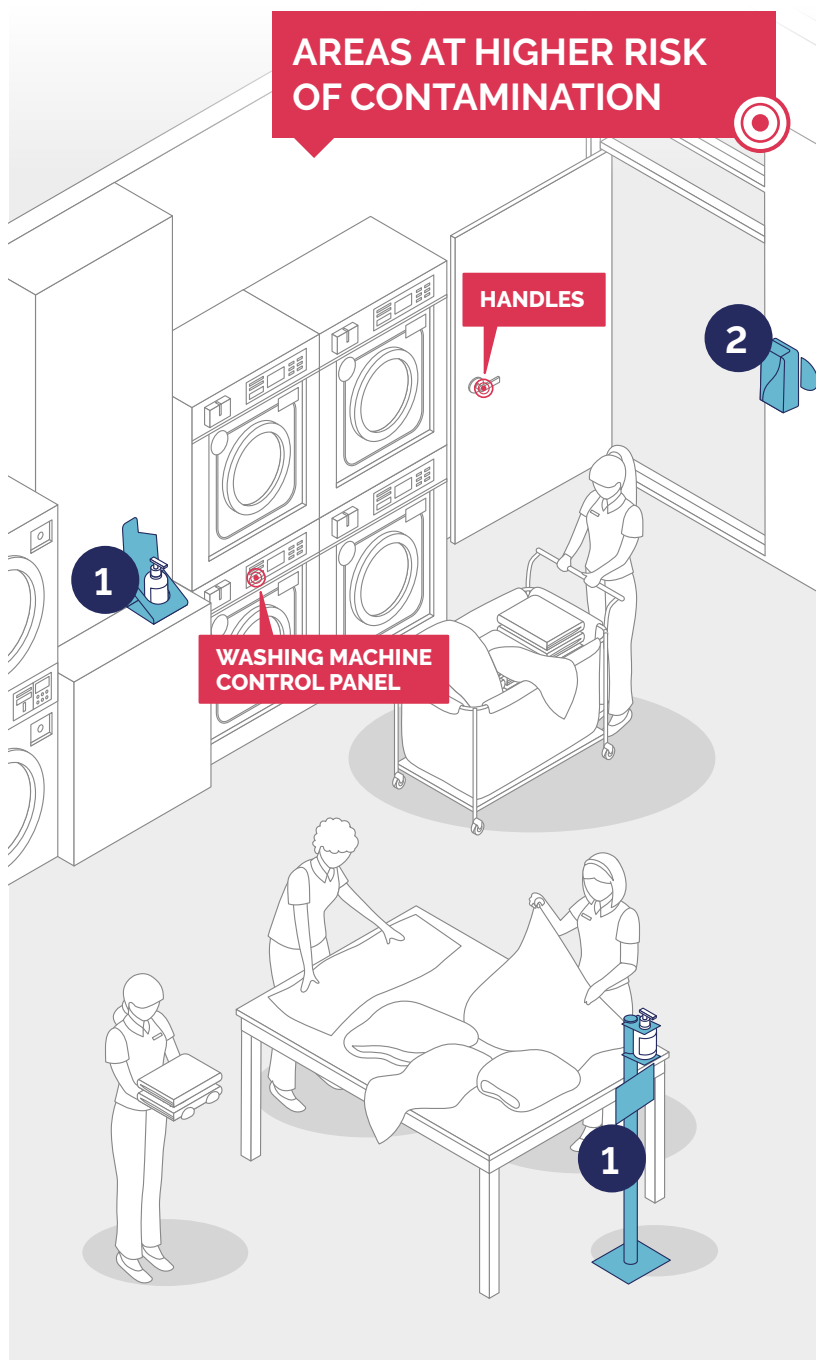
A SUSTAINABLE CHOICE



MAKE A GREEN CHOICE: with tissue paper and individually wrapped toilet paper made from Fiberpack®, the raw material that comes from recycled beverage cartons.

[Discover the EcoNatural paper products >](#)

6. Laundry



LUCART PROFESSIONAL⁺⁺ SOLUTIONS

1 HYDROALCOHOLIC GEL CLEANSER

Hand sanitiser gel with antimicrobial active ingredients. Ideal when soap and water are not available.




2 NOWATER CLEANER DISPENSER AND REFILL

Liquid hand sanitiser dispenser with antimicrobial additives. Ideal for environments at risk of contamination.



1-2 COMMUNICATION

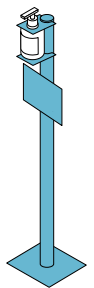
Display stands and communication tools offered by Lucart Professional.



Window decal
or Wall sticker

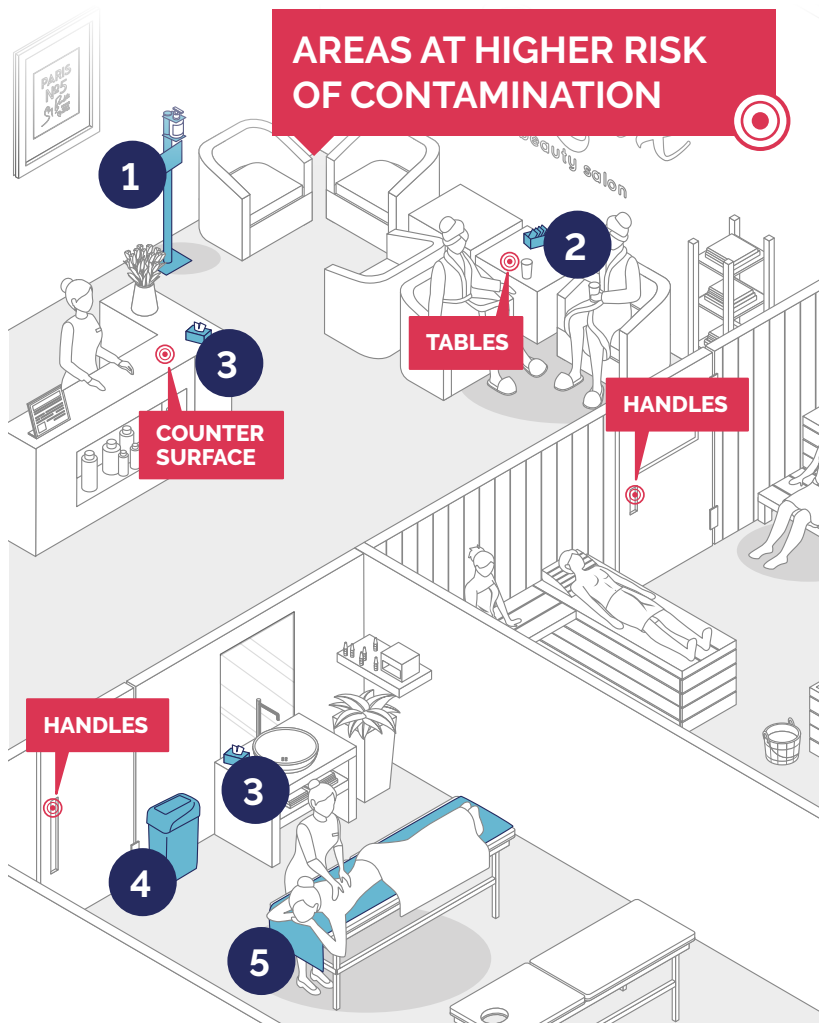
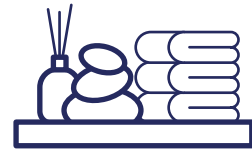


Countertop sanitiser
dispenser display
stand



Floor-standing
sanitiser dispenser
display stand

7. SPA



AREAS AT HIGHER RISK OF CONTAMINATION

LUCART PROFESSIONAL⁺⁺ SOLUTIONS

1 HYDROALCOHOLIC GEL CLEANSER

Hand sanitiser gel with antimicrobial active ingredients. Ideal when soap and water are not available.



2 NOWATER CLEANING TOWEL

Airlaid sanitising wipe soaked in liquid with NoWater Cleaner antimicrobial additives. Ideal away from home.



3 AIRTECH ELITE FOLDED HANDTOWELS

Absorbent and resistant airlaid cloths in a soft, self-dispensing pack to pull out one cloth at a time.



4 IDENTITY WASTE BIN

Waste bin with hidden bag.



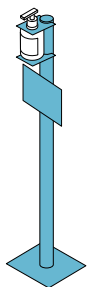
5 MEDICAL SHEETS

Dermatologically tested medical sheets with bacteriostatic lotion.



1 COMMUNICATION

Display stands and communication tools offered by Lucart Professional.



Floor-standing sanitiser dispenser display stand

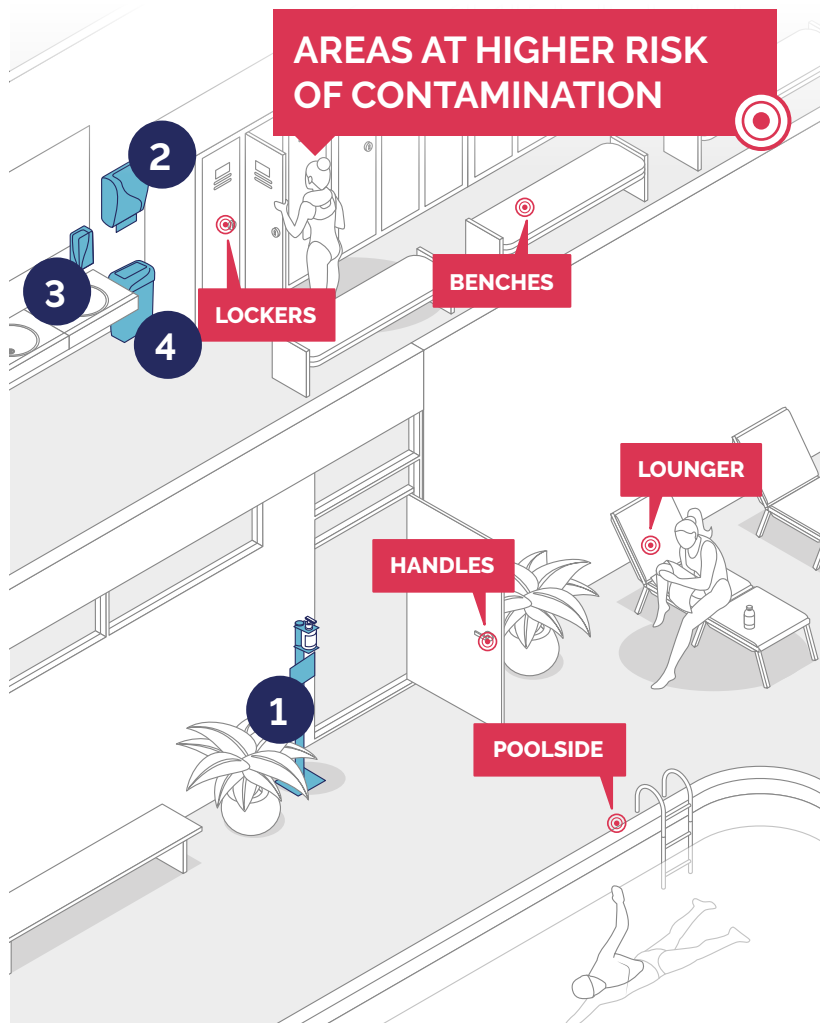
A SUSTAINABLE CHOICE



MAKE A GREEN CHOICE: with couch rolls and tissue paper made from Fiberpack®, the raw material that comes from recycled beverage cartons.

[Discover the EcoNatural paper products >](#)

8. Swimming pool



A SUSTAINABLE CHOICE



MAKE A GREEN CHOICE: with eco-friendly paper made from Fiberpack® and Alpe® dispensers, the raw materials that come from recycled beverage cartons.

[Discover the EcoNatural paper products >](#)

LUCART PROFESSIONAL⁺⁺ SOLUTIONS

1 HYDROALCOHOLIC GEL CLEANSER

Hand sanitiser gel with antimicrobial active ingredients. Ideal when soap and water are not available.



2 IDENTITY AUTOCUT TOWEL

Automatic cut dispenser for hand drying rolls.



3 IDENTITY FOAM OR SPRAY SOAP

Foam dispensing ensuring quality and well-being. Long-lasting spray dispensing.




4 IDENTITY WASTE BIN

Waste bin with hidden bag.

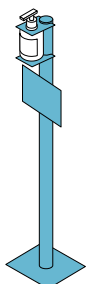


1-2 COMMUNICATION

Display stands and communication tools offered by Lucart Professional.



Dispenser sticker



Floor-standing sanitizer dispenser display stand

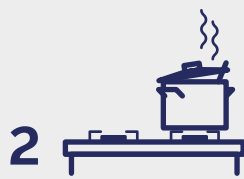
Good hygiene is in your hands



In line with World Health Organisation recommendations, catering and hospitality industry professionals must wash their hands with soap and dry them hygienically (disposable wipes):



1
Before starting to work



2
After each break or everytime you leave your workplace



3
After touching your nose, mouth, eyes or ears



4
Before handling cooked or ready-to-eat food



5
After handling or preparing raw food



6
After touching rubbish



7
After cleaning



8
After using the restroom



9
After eating, drinking or smoking



10
After blowing your nose, sneezing or coughing, facing away from other people or into your elbow



11
After touching money

Source: Ministry of Health in collaboration with the World Health Organisation

How to wash your hands with soap and water



1



First of all, rinse your hands with lukewarm water to remove superficial dirt

2



Press to dispense some soap

3



Rub the palms of your hands together to create a foam

4



Rub the back of one hand against the back of the other hand, then repeat with your other hand

5



Rub the palms of your hands together, interlacing your fingers

6



Rub your fingertips against the palm of your other hand

7



Wash each thumb by clapping and rotating in the palm of the opposite hand

8



Rub the fingertips of each hand against the palm of the other hand, in small circular motions

9



Rinse well under running water

10



Don't forget to rinse your wrists

11



Dry your hands with a disposable paper handtowel. Make sure you dry in between your fingers

12



Use a paper handtowel to close the tap

13



Your hands are now dry and safe

How to scrub your hands when there is no soap and water available

**1**

Pump into the palm of your hand enough sanitiser to cover the entire surface of both your hands and your wrists

1b**2**

Rub the palms of your hands together

3

Rub the palm of one hand against the back of the other, interlacing your fingers

4

Rub the palms of your hands together, interlacing your fingers

5

Rub the back of your fingers against the palm of the other hand

6


Rub each thumb in the opposite palm

7

Rub your fingertips against the opposite palm, in a circular motion

8

Don't forget your wrists

9

Once dry, your hands are safe