



HYGIENE AND CARE PLATFORM⁺⁺

Advanced hygiene in the Education sector

Information and tools
for safe hygiene

Allowing school staff and students to feel at ease in a safe environment is essential not only to improve work quality and conditions for staff, but also to promote students' well-being.

In fact, only a positive experience will lead to excellent results in terms of both production efficiency and school performance.



Welcome
safety.

Lucart Professional supports professionals in the education system by sharing its expertise in the field of health and safety.

To this end, it has developed a set of tools and recommendations on how to make hygiene a priority and, in so doing, help ensure the mental and physical well-being of employees and students.

Hygiene as a success partner

The Hygiene and Care Platform combines knowledge, high-quality products and support tools to ensure hygiene and cleanliness in any setting.

Hygiene and Care Platform:
a programme of integrated solutions
specifically designed for you.



USEFUL INFORMATION

to reduce the risk of infection
in schools through appropriate
hygiene practices.



INNOVATIVE TOOLS

to raise safety standards
and to help ensure
everyone's health.



SPECIFIC PRODUCTS

to increase the level
of hygiene and safety
for people.

Why choose Lucart Professional?

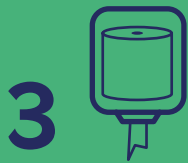
Lucart Professional's experience and innovation for your safety.



1
Paper handtowels
are safer than hot air as shown by authoritative international studies.¹²³ Also recommended by the WHO.



2
No touch dispenser
to avoid any contact with surfaces at risk of contamination.



3
Single dispensing system
to touch only the actual paper used.



4
Hand hygiene products
when soap and water are not available: wipes, gel or liquid with antimicrobial action.

		DEPOSIT OF BACTERIA ON FINGERS ¹ Before and after drying	DEPOSIT OF BACTERIA ON SURFACES ² Compared to handtowel dispensers	AIRBORNE VIRAL PARTICLES ³ Average total particles dispersed at different distances after 15 minutes	
DISPOSABLE HANDTOWELS	▶	-76%	-	15	😊
HOT AIR HAND DRYERS	▶	+194%	2.5 TIMES HIGHER	104	😞
AIR JET HAND DRYER	▶	+42%	1,000 TIMES HIGHER	3,005	😞
		¹ Study by the University of Westminster (Keith Redway) 2008	² Study by EUROFINS/INLAB 2012	³ Study by the University of Westminster (Keith Redway) 2016	

The more you know, the safer you are

Conscious choices
can make a difference.



1 Effectively informing families and school staff about the prevention measures to be taken.



2 Ensuring rooms are aired frequently, disinfecting spaces regularly and making sure to properly clean all shared and frequently touched surfaces.



3 Preferably using disposable paper, which is more hygienic and safer than other drying systems, and dispensers instead of loose rolls to protect paper from dirt.



4 Preferably using single-dispensing systems to make sure that those who use them touch only the paper needed.



Useful tools

Download and print the PDFs with
WHO-recommended guidelines.

Good hygiene
is in your hands.



DOWNLOAD THE PDF

How to wash your hands
with soap and water.



DOWNLOAD THE PDF

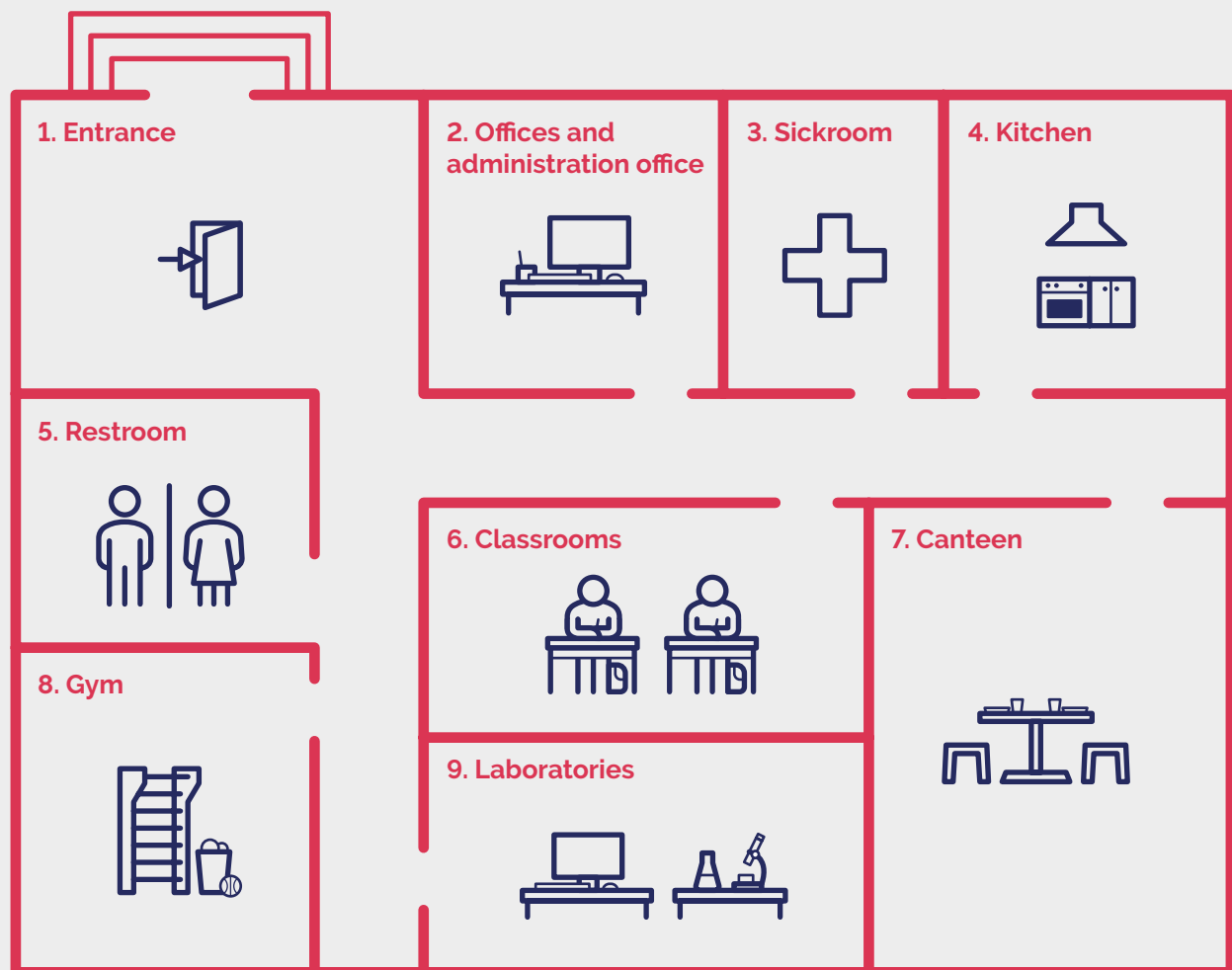
How to scrub your hands when there
is no soap and water available.



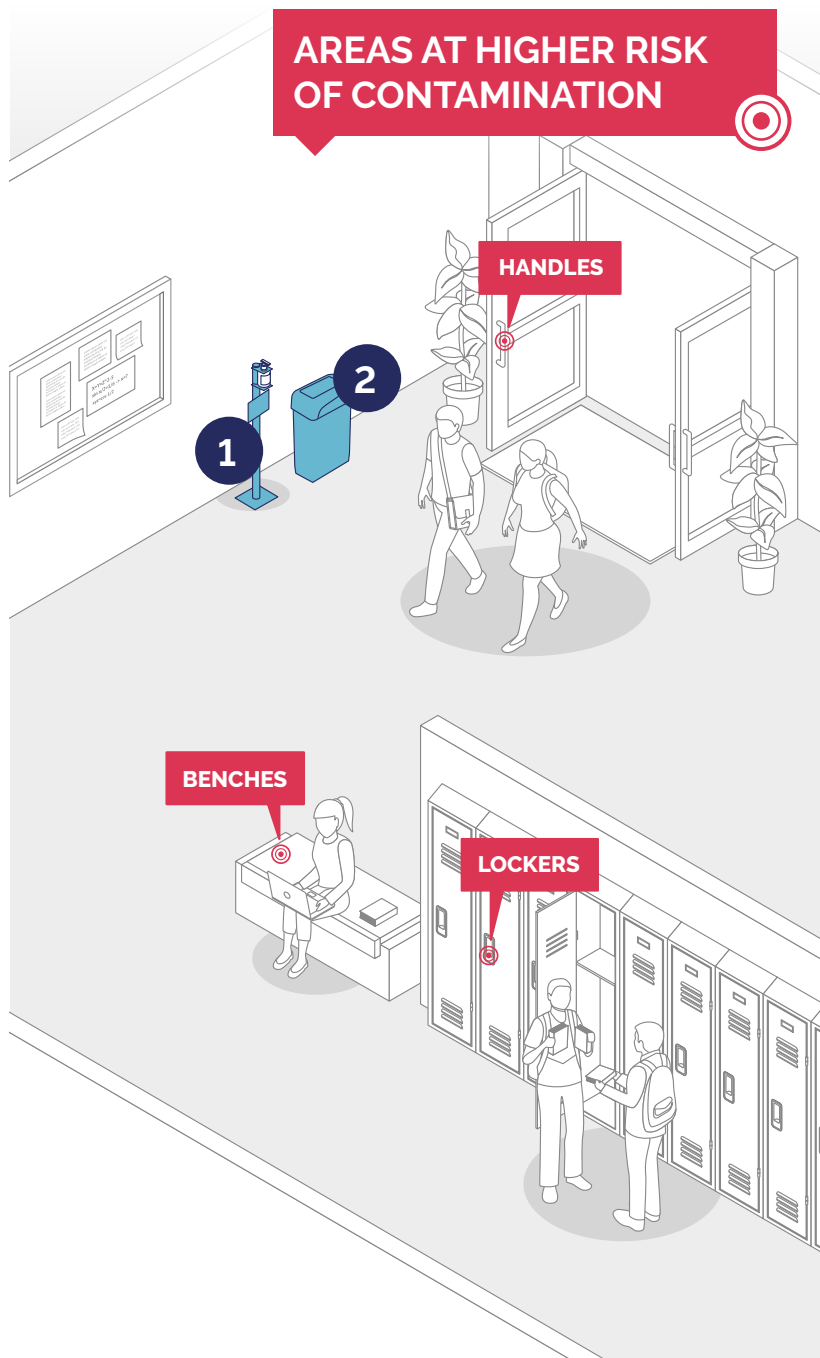
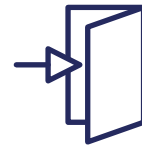
DOWNLOAD THE PDF

Map of locations at risk and solutions

Proper hand hygiene, by placing sanitising products in the right spot, is increasingly important. Here are some guiding principles for schools.



1. Entrance



AREAS AT HIGHER RISK OF CONTAMINATION

LUCART PROFESSIONAL⁺⁺ SOLUTIONS

1 HYDROALCOHOLIC GEL CLEANSER

Hand sanitiser gel with antimicrobial active ingredients. Ideal when soap and water are not available.



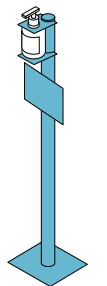
2 IDENTITY WASTE BIN

Waste bin with hidden bag.



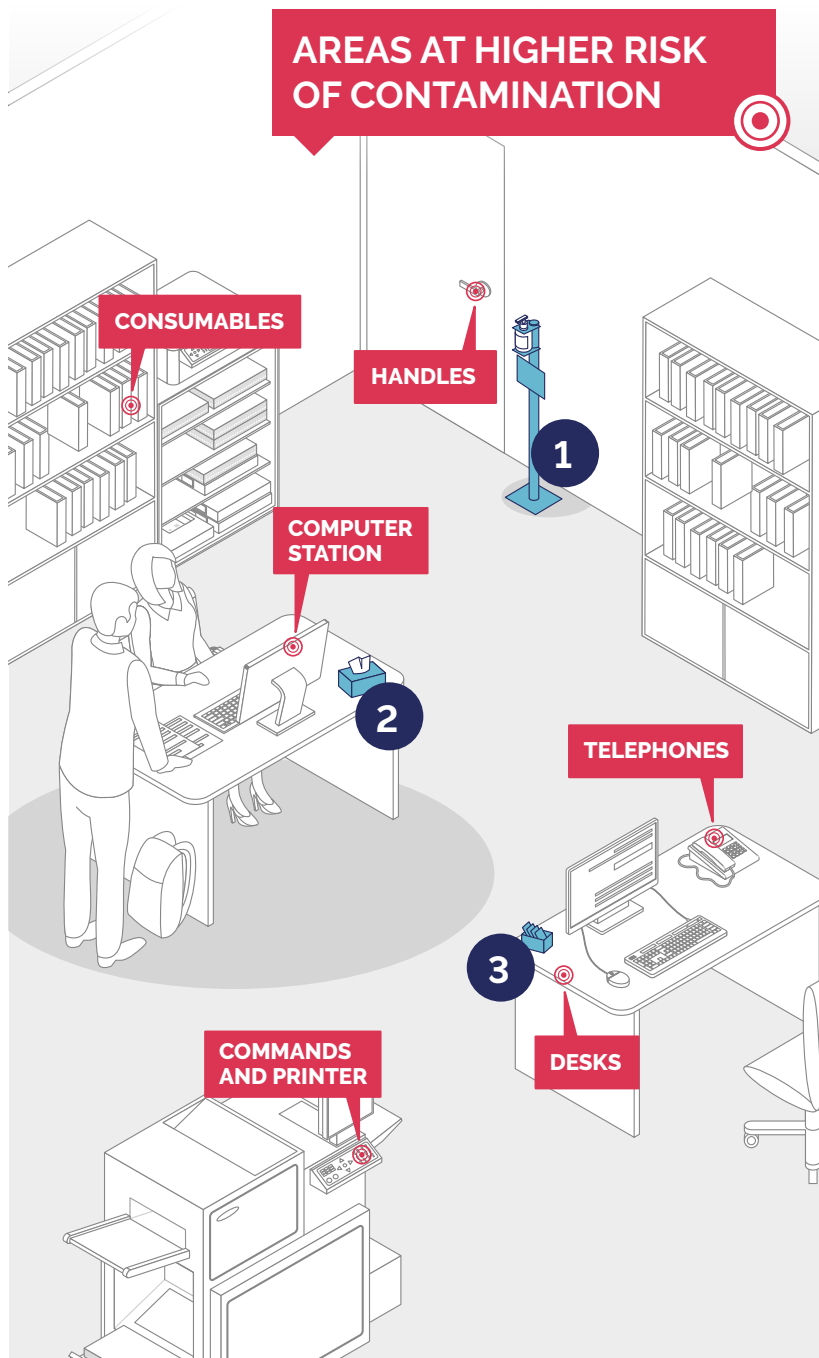
1 COMMUNICATION

Display stands and communication tools offered by Lucart Professional.



Floor-standing sanitiser dispenser display stand

2. Offices and administration office



AREAS AT HIGHER RISK OF CONTAMINATION

LUCART PROFESSIONAL⁺⁺ SOLUTIONS

1 HYDROALCOHOLIC GEL CLEANSER

Hand sanitiser gel with antimicrobial active ingredients. Ideal when soap and water are not available.



2 FACIAL TISSUES

Pure cellulose facial tissues with self-dispensing pack.



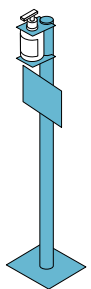
3 NOWATER CLEANING TOWEL

Airlaid sanitising wipe soaked in liquid with NoWater Cleaner antimicrobial additives. Ideal away from home.



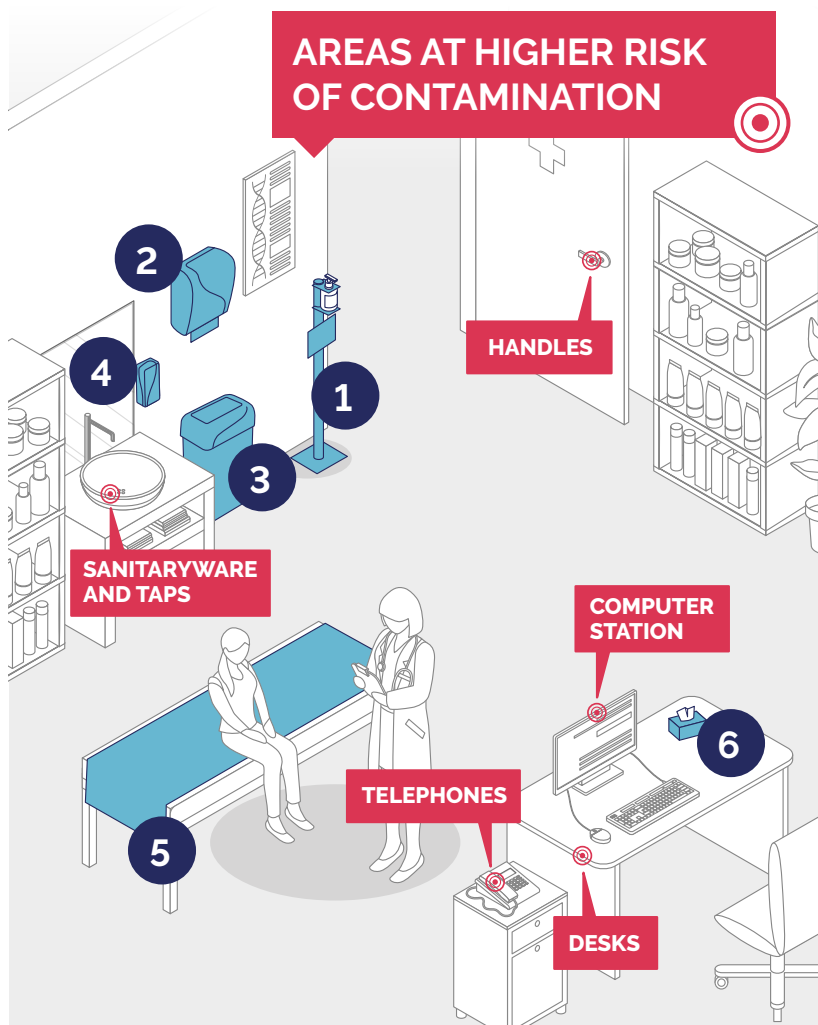
1 COMMUNICATION

Display stands and communication tools offered by Lucart Professional.



Floor-standing sanitiser dispenser display stand

3. Sickroom



A SUSTAINABLE CHOICE



MAKE A GREEN CHOICE: with couch rolls and tissue paper made from Fiberpack®, the raw material that comes from recycled beverage cartons.

[Discover the EcoNatural paper products >](#)

LUCART PROFESSIONAL⁺⁺ SOLUTIONS

1 HYDROALCOHOLIC GEL CLEANSER

Hand sanitiser gel with antimicrobial active ingredients. Ideal when soap and water are not available.



2 IDENTITY AUTOCUT TOWEL

Automatic cut dispenser for hand drying rolls.



3 IDENTITY WASTE BIN

Waste bin with hidden bag.



4 IDENTITY FOAM OR SPRAY SOAP

Foam dispensing ensuring quality and well-being. Long-lasting spray dispensing.



5 MEDICAL SHEETS

Dermatologically tested medical sheets with bacteriostatic lotion.



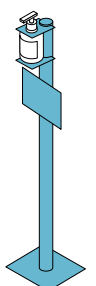
6 FACIAL TISSUES

Pure cellulose facial tissues with self-dispensing pack.



1 COMMUNICATION

Display stands and communication tools offered by Lucart Professional.

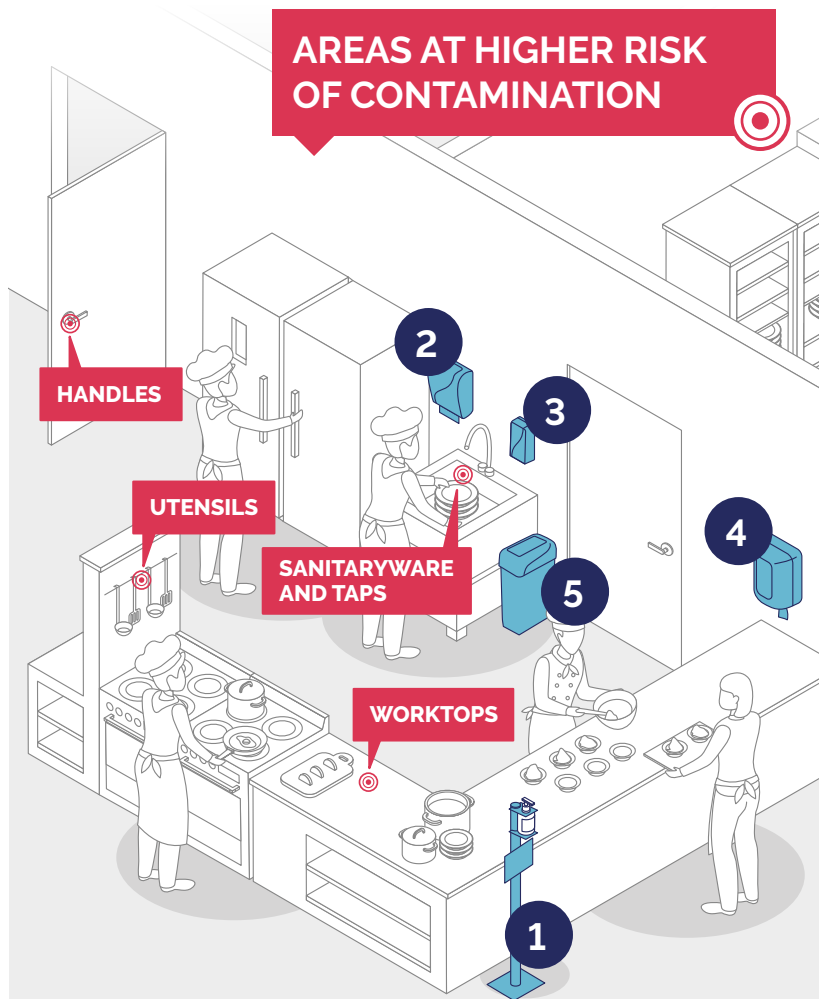


Floor-standing sanitiser dispenser display stand

4. Kitchen



AREAS AT HIGHER RISK OF CONTAMINATION



A SUSTAINABLE CHOICE



MAKE A GREEN CHOICE: with eco-friendly paper made from Fiberpack® and Alpe® dispensers, the raw materials that come from recycled beverage cartons.

[Discover the EcoNatural paper products >](#)

LUCART PROFESSIONAL⁺⁺ SOLUTIONS

1 HYDROALCOHOLIC GEL CLEANSER

Hand sanitiser gel with antimicrobial active ingredients. Ideal when soap and water are not available.



2 IDENTITY AUTOCUT TOWEL

Automatic cut dispenser for hand drying rolls.



3 IDENTITY FOAM OR SPRAY SOAP

Foam dispensing ensuring quality and well-being. Long-lasting spray dispensing.



4 L-ONE MAXI AIRTECH

The single-sheet dispenser for airlaid paper.



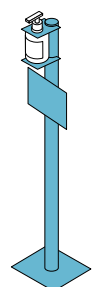
5 IDENTITY WASTE BIN

Waste bin with hidden bag.



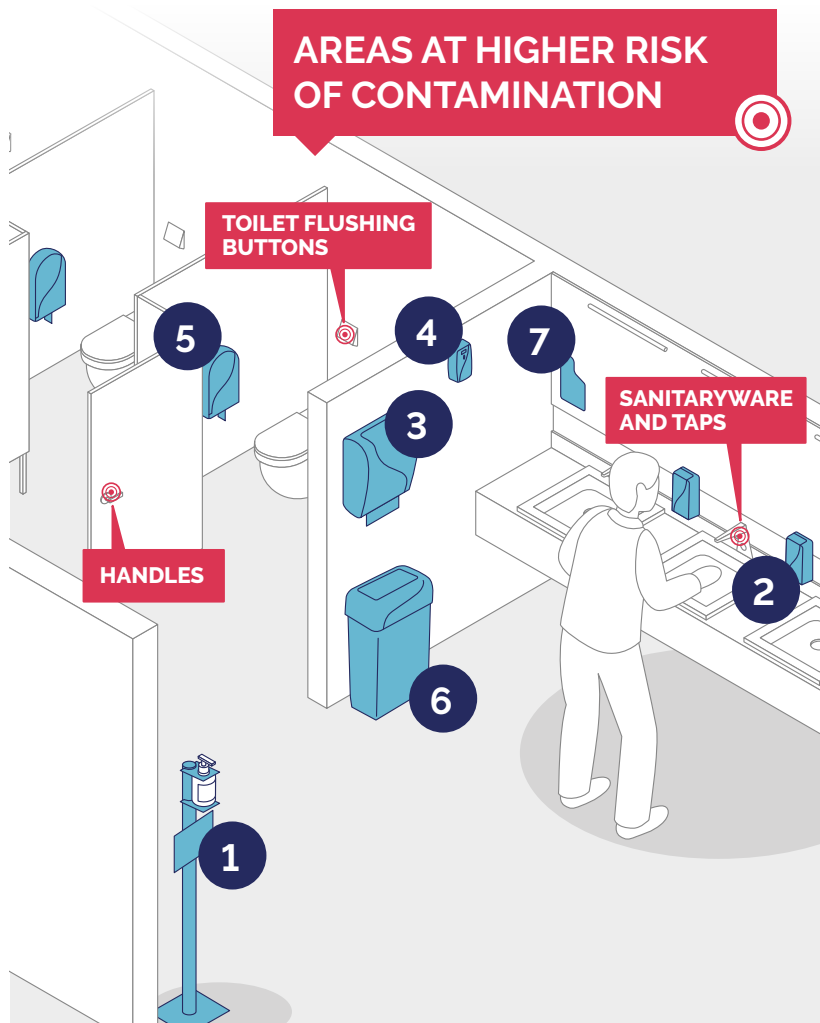
1 COMMUNICATION

Display stands and communication tools offered by Lucart Professional.



Floor-standing sanitiser dispenser display stand

5. Restroom



AREAS AT HIGHER RISK OF CONTAMINATION

TOILET FLUSHING
BUTTONS

HANDLES

SANITARYWARE
AND TAPS

A SUSTAINABLE CHOICE



MAKE A GREEN CHOICE: with eco-friendly paper made from Fiberpack® and Alpe® dispensers, the raw materials that come from recycled beverage cartons.

[Discover the EcoNatural paper products >](#)

LUCART PROFESSIONAL⁺⁺ SOLUTIONS

1 HYDROALCOHOLIC GEL CLEANSER

Hand sanitiser gel with antimicrobial active ingredients. Ideal when soap and water are not available.



2 IDENTITY FOAM OR SPRAY SOAP

Foam dispensing ensuring quality and well-being. Long-lasting spray dispensing.



3 IDENTITY AUTOCUT TOWEL

Automatic cut dispenser for hand drying rolls.



4 IDENTITY AIR FRESHENERS SPRAY

Programmable automatic constant fragrance system.



5 IDENTITY AUTOCUT TOILET

Automatic cut dispenser for Jumbo toilet paper.



6 IDENTITY WASTE BIN

Waste bin with hidden bag.

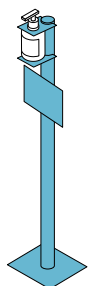


1-7 COMMUNICATION

Display stands and communication tools offered by Lucart Professional.

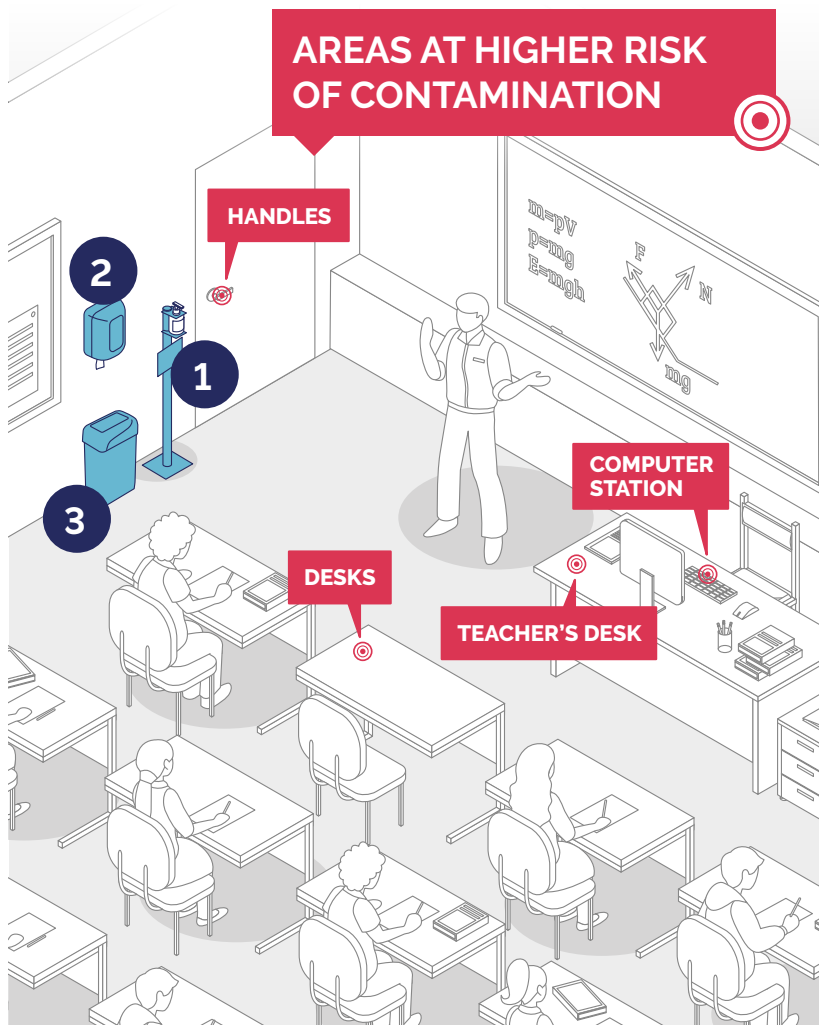



Window decal



Floor-standing
sanitiser dispenser
display stand

6. Classrooms



AREAS AT HIGHER RISK OF CONTAMINATION

HANDLES

COMPUTER STATION

DESKS

TEACHER'S DESK

A SUSTAINABLE CHOICE



MAKE A GREEN CHOICE: with eco-friendly paper made from Fiberpack® and Alpe® dispensers, the raw materials that come from recycled beverage cartons.

[Discover the EcoNatural paper products >](#)

LUCART PROFESSIONAL⁺⁺ SOLUTIONS

1 HYDROALCOHOLIC GEL CLEANSER

Hand sanitiser gel with antimicrobial active ingredients. Ideal when soap and water are not available.



2 L-ONE MAXI AIRTECH

The single-sheet dispenser for airlaid paper.



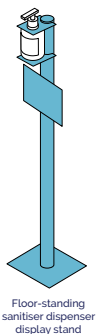
3 IDENTITY WASTE BIN

Waste bin with hidden bag.



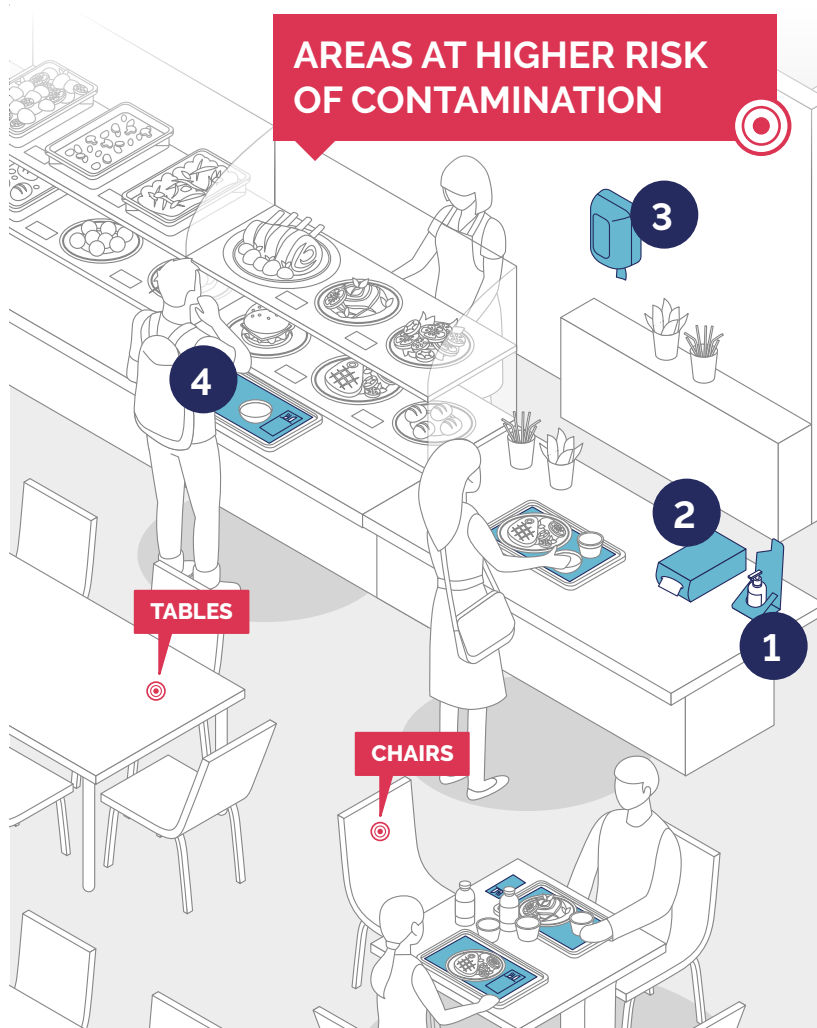
1 COMMUNICATION

Display stands and communication tools offered by Lucart Professional.



Floor-standing sanitiser dispenser display stand

7. Canteen



AREAS AT HIGHER RISK OF CONTAMINATION

LUCART PROFESSIONAL⁺⁺ SOLUTIONS

1 HYDROALCOHOLIC GEL CLEANSER

Hand sanitiser gel with antimicrobial active ingredients. Ideal when soap and water are not available.



2 L-ONE COUNTER MOD

Stackable interfolded napkin system 16x24, it can be used both horizontally and vertically.



3 L-ONE MAXI AIRTECH

The single-sheet dispenser for airlaid paper.



4 FATO TABLE COORDINATED PRODUCTS

THE SMART TABLE the young and lively range of coordinated tableware products.



A SUSTAINABLE CHOICE



MAKE A GREEN CHOICE: with place mat rolls, pre-cut every 40 cm, made from Fiberpack®, the raw material that comes from recycled beverage cartons.

[Discover the EcoNatural paper products >](#)

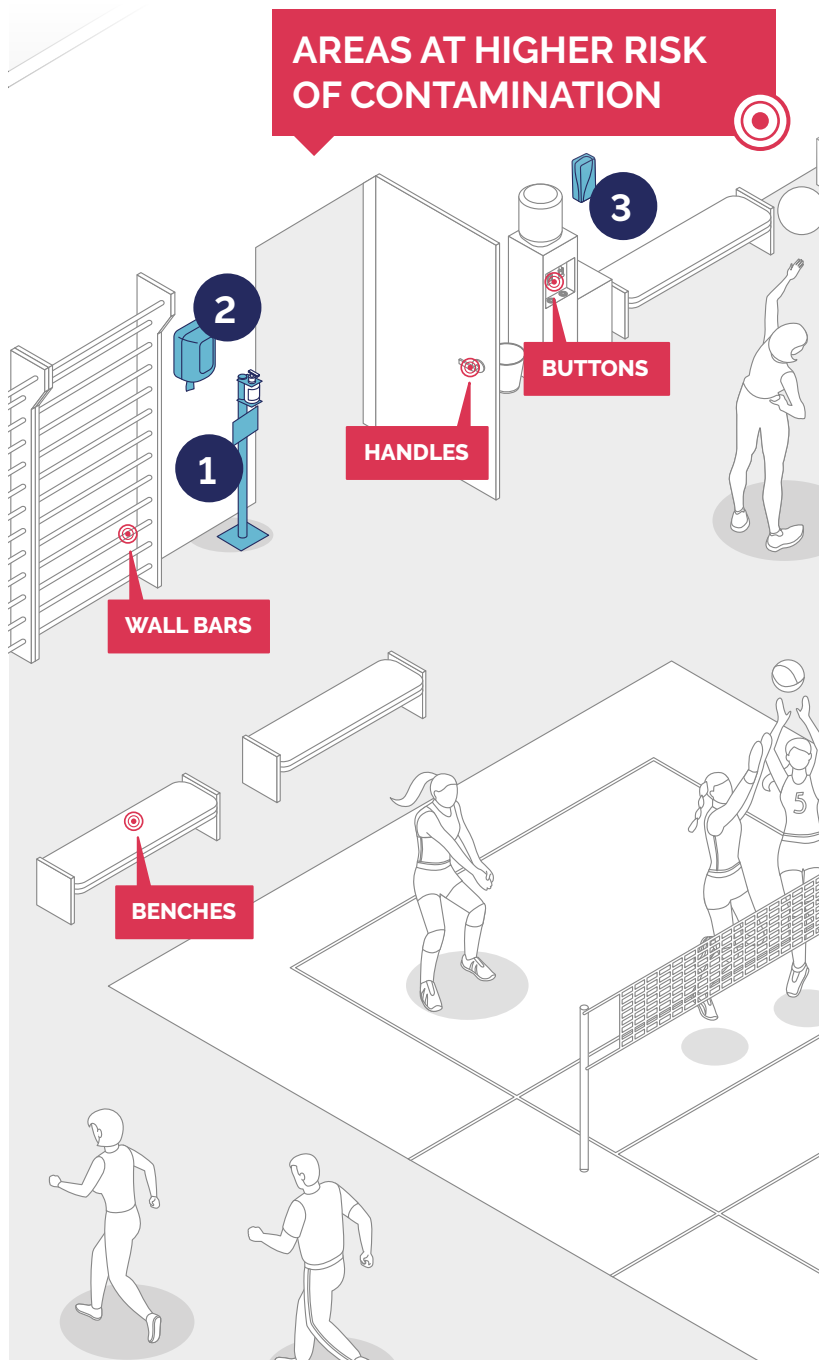
1 COMMUNICATION

Display stands and communication tools offered by Lucart Professional.



Countertop sanitiser dispenser display stand

8. Gym



AREAS AT HIGHER RISK OF CONTAMINATION

LUCART PROFESSIONAL⁺⁺ SOLUTIONS

1 HYDROALCOHOLIC GEL CLEANSER

Hand sanitiser gel with antimicrobial active ingredients. Ideal when soap and water are not available.



2 L-ONE MAXI AIRTECH

The single-sheet dispenser for airtaid paper.



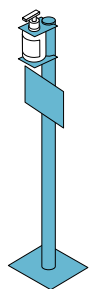
3 NOWATER CLEANER DISPENSER AND REFILL

Liquid hand sanitiser dispenser with antimicrobial additives. Ideal for environments at risk of contamination.



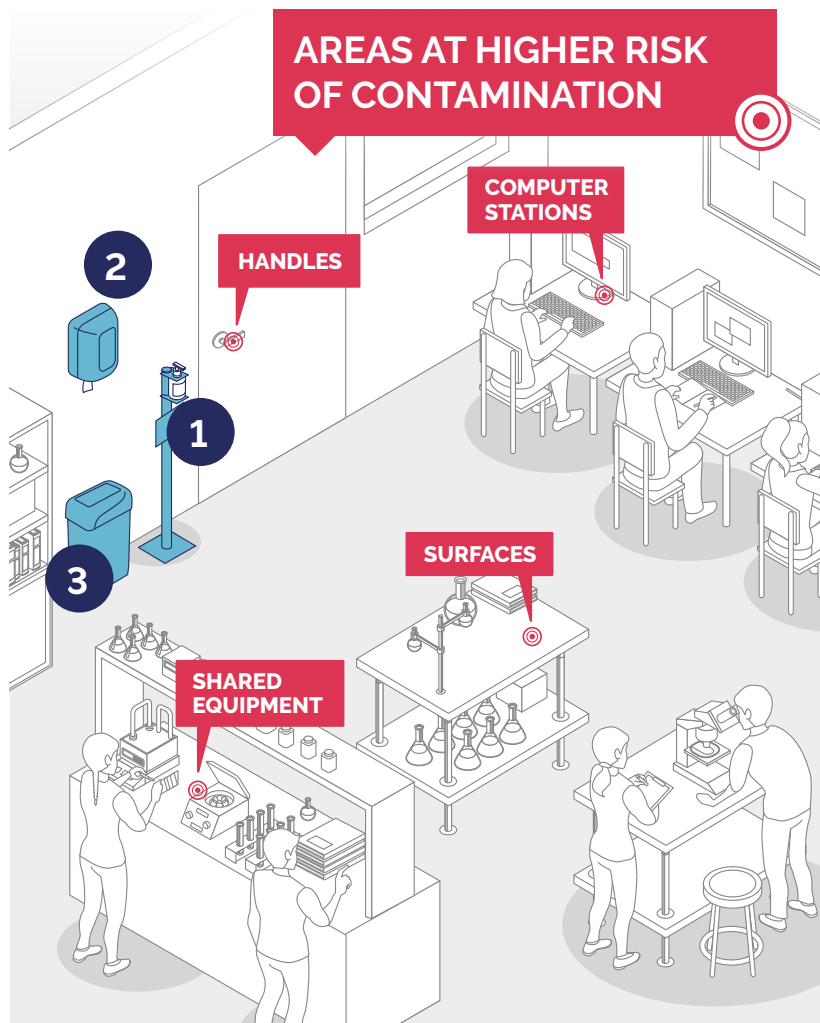
1 COMMUNICATION

Display stands and communication tools offered by Lucart Professional.



Floor-standing sanitiser dispenser display stand

9. Laboratories



A SUSTAINABLE CHOICE



MAKE A GREEN CHOICE: with eco-friendly paper made from Fiberpack® and Alpe® dispensers, the raw materials that come from recycled beverage cartons.

[Discover the EcoNatural paper products >](#)

LUCART PROFESSIONAL⁺⁺ SOLUTIONS

1 HYDROALCOHOLIC GEL CLEANSER

Hand sanitiser gel with antimicrobial active ingredients. Ideal when soap and water are not available.



2 L-ONE MAXI AIRTECH

The single-sheet dispenser for airlaid paper.



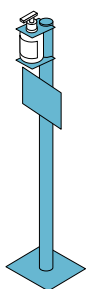
3 IDENTITY WASTE BIN

Waste bin with hidden bag.



1 COMMUNICATION

Display stands and communication tools offered by Lucart Professional.



Floor-standing sanitiser dispenser display stand

Good hygiene is in your hands



To ensure a safe environment, students and public education staff are advised to wash their hands with soap and dry them in a hygienic way (disposable wipes):



1 Before entering and leaving the building



2 At the beginning and end of each class and during breaktime



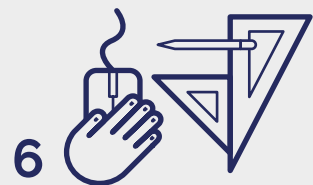
3 After touching your nose, mouth, eyes or ears



4 After eating and/or drinking



5 After touching rubbish



6 Before and after touching course materials



7 After cleaning



8 After using the restroom



9 After blowing your nose, sneezing or coughing, facing away from other people or into your elbow

How to wash your hands with soap and water

**1**

First of all, rinse your hands with lukewarm water to remove superficial dirt

2

Press to dispense some soap

3

Rub the palms of your hands together to create a foam

4

Rub the back of one hand against the back of the other hand, then repeat with your other hand

5

Rub the palms of your hands together, interlacing your fingers

6

Rub your fingertips against the palm of your other hand

7

Wash each thumb by clasping and rotating in the palm of the opposite hand

8

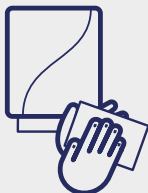
Rub the fingertips of each hand against the palm of the other hand, in small circular motions

9

Rinse well under running water

10


Don't forget to rinse your wrists

11

Dry your hands with a disposable paper handtowel. Make sure you dry in between your fingers

12

Use a paper handtowel to close the tap

13

Your hands are now dry and safe

How to scrub your hands when there is no soap and water available

**1**

Pump into the palm of your hand enough sanitiser to cover the entire surface of both your hands and your wrists

1b**2**

Rub the palms of your hands together

3

Rub the palm of one hand against the back of the other, interlacing your fingers

4

Rub the palms of your hands together, interlacing your fingers

5

Rub the back of your fingers against the palm of the other hand

6


Rub each thumb in the opposite palm

7

Rub your fingertips against the opposite palm, in a circular motion

8

Don't forget your wrists

9

Once dry, your hands are safe